

Obtain top-quality samples  
with ease and efficiency



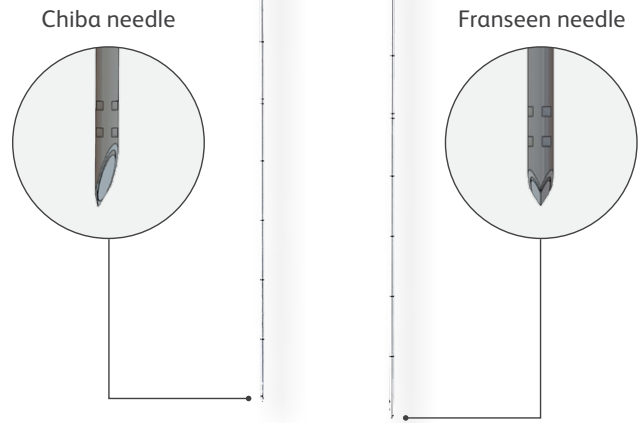
# FNA needles

Designed for aspiration of soft tissue masses, FNA needles are available with a Chiba or Franseen tip for optimum versatility.



## Features include:

- Chiba needle bevel tip to obtain an aspirate for cytology
- Franseen needle crown-point tip for samples in fibrous lesions
- Centimeter depth markings that aid in accurate placement
- Clear luer lock hub for good visibility during aspirate procedures
- Positive-locking skin stop for controlling forward migration
- Echogenic tip to enhance ultrasound visualization



Needle	Chiba needles only		Franseen needles only	
	Cat. no.	Size	Cat. no.	Size
18 g	CHI1815	18 g x 15 cm	FRA1815	18 g x 15 cm
	CHI1820	18 g x 20 cm	FRA1820	18 g x 20 cm
20 g	CHI205	20 g x 5 cm	-	-
	CHI2010	20 g x 10 cm	FRA2010	20 g x 10 cm
	CHI2015	20 g x 15 cm	FRA2015	20 g x 15 cm
	CHI2020	20 g x 20 cm	FRA2020	20 g x 20 cm
22 g	CHI226	22 g x 6 cm	-	-
	CHI229	22 g x 9 cm	-	-
	CHI2210	22 g x 10 cm	FRA2210	22 g x 10 cm
	CHI2215	22 g x 15 cm	FRA2215	22 g x 15 cm
	CHI2220	22 g x 20 cm	FRA2220	22 g x 20 cm

For single use only. Ten devices per case.

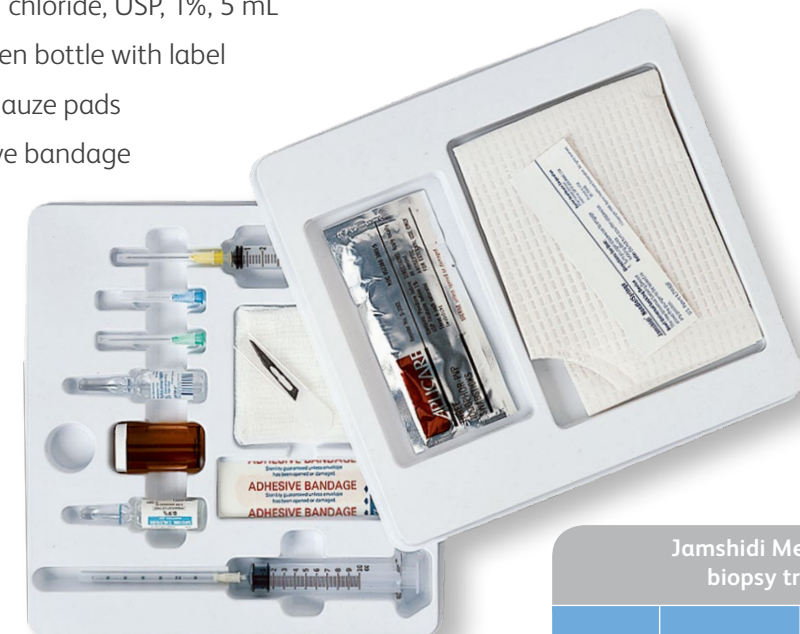
# Jamshidi Menghini biopsy device

Jamshidi Menghini soft tissue needles are available individually or in convenient procedure trays. The components of our sterile, single-use trays are arranged in sequential order to assist in aseptic technique.



## Trays include:

- Hospital wrap
- Three povidone-iodine swab sticks (1% available iodine)
- Towel
- Fenestrated drape
- Syringe, 5 cc, with 20 g x 1½" needle
- Needles, 25 g x 5/8" and 21 g x 1½"
- Lidocaine hydrochloride, USP, 1%, 5 mL
- Scalpel blade
- Sodium chloride, USP, 1%, 5 mL
- Specimen bottle with label
- Three gauze pads
- Adhesive bandage



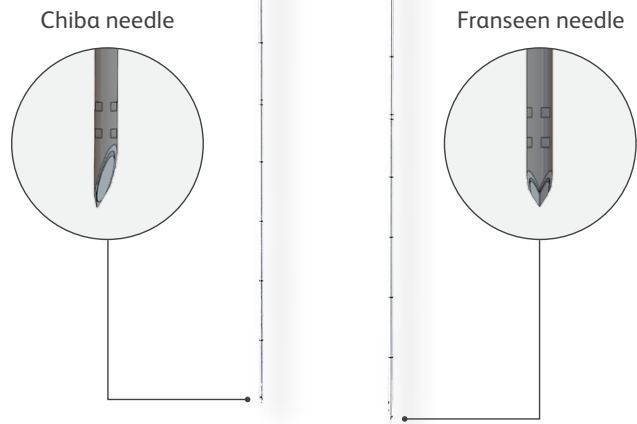
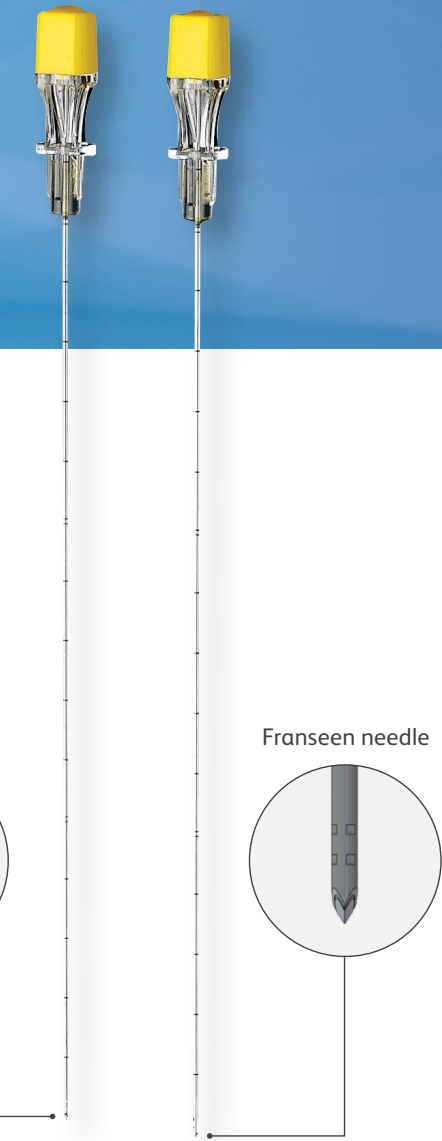
	Jamshidi Menghini biopsy trays		Jamshidi Menghini biopsy needles only	
	Cat. no.	Biopsy needle size	Cat. no.	Biopsy needle size
15 g	SK7015A	15 g x 70 mm	SN7015X	15 g x 70 mm
	SK1015A	15 g x 100 mm	SN1015X	15 g x 100 mm
16 g	SK7016A	16 g x 70 mm	SN7016X	16 g x 70 mm
	SK1016A	16 g x 100 mm	SN1016X	16 g x 100 mm
17 g	SK7017A	17 g x 70 mm	SN7017X	17 g x 70 mm
	SK1017A	17 g x 100 mm	SN1017X	17 g x 100 mm

For single use only. Ten trays per case.

**Note:** Trays are not available in all countries (subject to import/export restrictions on medications).

# FNA needles

Designed for aspiration of soft tissue masses, FNA needles are available with a Chiba or Franseen tip for optimum versatility.



## Features include:

- Chiba needle bevel tip to obtain an aspirate for cytology
- Franseen needle crown-point tip for samples in fibrous lesions
- Centimeter depth markings that aid in accurate placement
- Clear luer lock hub for good visibility during aspirate procedures
- Positive-locking skin stop for controlling forward migration
- Echogenic tip to enhance ultrasound visualization

Needle	Chiba needles only		Franseen needles only	
	Cat. no.	Size	Cat. no.	Size
18 g	CHI1815	18 g x 15 cm	FRA1815	18 g x 15 cm
	CHI1820	18 g x 20 cm	FRA1820	18 g x 20 cm
20 g	CHI205	20 g x 5 cm	–	–
	CHI2010	20 g x 10 cm	FRA2010	20 g x 10 cm
	CHI2015	20 g x 15 cm	FRA2015	20 g x 15 cm
	CHI2020	20 g x 20 cm	FRA2020	20 g x 20 cm
22 g	CHI226	22 g x 6 cm	–	–
	CHI229	22 g x 9 cm	–	–
	CHI2210	22 g x 10 cm	FRA2210	22 g x 10 cm
	CHI2215	22 g x 15 cm	FRA2215	22 g x 15 cm
	CHI2220	22 g x 20 cm	FRA2220	22 g x 20 cm

For single use only. Ten devices per case.



## Soft tissue biopsy tray components

Components		4382SP Safety Tray	4382A Standard Tray	4380 Economy Tray	4382ADF Drug-free Tray
Prep application	ChloroPrep 10.5 mL applicator with Hi-Lite Orange™ tint	•	•		
	Swab sticks			2	
Needles	BD SafetyGlide™ needle, 22 g x 1.5" (3.8 cm)	•			
	BD SafetyGlide needle, 25 g x 1" (2.5 cm)	•			
	Needle, 25 g x 3/8" (1.6 cm)		•	•	•
	Needle, 25 g x 1.5" (3.8 cm)		•	•	•
	Needle, 22 g x 1.5" (3.8 cm)		•	•	•
	Safety stop (foam needle stop)	•	•		•
Lidocaine	Lidocaine hydrochloride USP, 1%, 5 mL	2	2	•	
	Filter needle, 19 g x 1.5" (3.8 cm)		•		
	Filter Straw® filter	•			
Syringes	Lidocaine labels	•	•		
	Luer slip syringe, 5 mL			•	
Procedure	Luer lock syringe, 10 mL	•	•		•
	Luer lock syringe, 20 mL	•	•	•	•
	Fenestrated drape	•	•	•	•
	Towel	•	•	•	•
	Ruler, 6" (15 cm)	•	•	•	•
Manual	Fine-tip marker	•			
	Futura safety scalpel	•	•		•
	Scalpel, no. 11			•	
	Gauze sponges, 3" x 3"	10	10	10	10
	Specimen vial with caps, 10 mL, numbered and calibrated	2	2	2	2
	Glass microscope slides with frosted ends	5	5	5	5
	Bandage	•	•	•	•

For single use only. Ten trays per case.

## Soft tissue biopsy devices quick reference

Item	Cat. no. prefix	Coaxial introducer	Echogenic markings		Tip shape	
			Stylet	Cannula	Stylet	Cannula
Chiba FNA needle	CHI	Compatible	No	Yes	Bevel	Bevel
Franseen FNA needle	FRA	Compatible	No	Yes	Trocar	Crown
Jamshidi Menghini tray/needle	SK/SN	No	N/A	No	N/A	Bevel

Item	Gauge								Length (cm)								
	22	20	19	18	17	16	15	14	12	5	6	9	10	11	15	20	25
Chiba FNA needle	•	•		•						•	•	•	•		•	•	
Franseen FNA needle	•	•		•									•		•	•	
Jamshidi Menghini tray/needle					•	•	•				70 mm		100 mm				

Not all lengths are available for every gauge size. Please check the individual ordering information charts in this brochure for details before ordering.

To place an order or for more information, please call  
**1.800.323.9088** or visit [bardbiopsy.com](http://bardbiopsy.com)

#### **Chiba and Franseen Aspiration Needles**

Intended for use in soft tissue biopsies such as breast, kidney, liver, thyroid, lymph nodes, and various soft tissue masses. Chiba needles are used to obtain an aspirate for cytology. Franseen needles are used for obtaining samples in fibrous lesions. CAUTION: For single use only. Re-use may result in a non-functional product or contribute to cross contamination. Do not use if package is damaged.

#### **Jamshidi™ Menghini Soft Tissue Biopsy Needle/Syringe**

Intended for use in soft tissue biopsies such as breast, kidney, liver, lung, lymph nodes, thyroid, and various soft tissue masses. CAUTION: For single use only. Re-use may result in a non-functional product or contribute to cross contamination. Do not use if package is damaged.

Only clinicians who have been properly trained in the procedure, including patient preparation, sample preservation and the use of image guidance for percutaneous biopsy, should use these devices.

**Please consult package insert for more detailed safety information and instructions for use.**

**1.800.323.9088** [bardbiopsy.com](http://bardbiopsy.com)

