



NUMERICAL INDEX

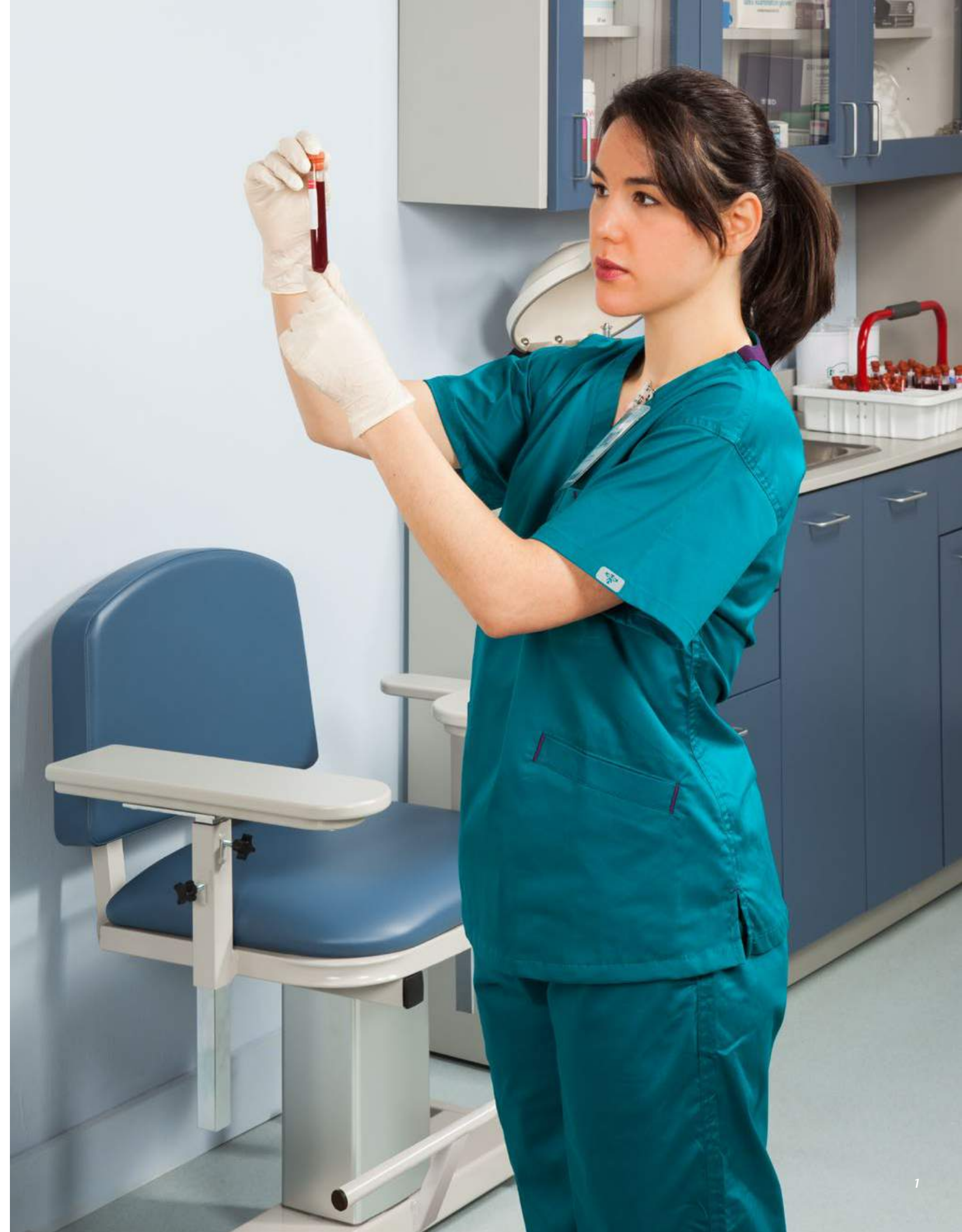
10-K.....	30	8950-A.....	45	67110.....	30
6006-U.....	7	66000.....	12	67114.....	31
6040-P.....	9	66000B.....	14	67200.....	35
6049-P.....	9	66002.....	13	67231.....	33
6050-U.....	6	66002B.....	15	67235.....	32
6059-U.....	7	66010.....	10	67236.....	33
6069-U.....	7	66011.....	11	67237.....	33
6310.....	18	66011-P.....	17		
6320.....	19	66020.....	11		
6330-P.....	19	66029-P.....	17		
6340-P.....	19	66022.....	11		
6341.....	20	66022-P.....	17		
6342.....	21	66011-AC.....	26		
6351.....	21	66011-AQ.....	29		
6352.....	21	66011-SG.....	28		
6361.....	22	66060-P.....	16		
6362.....	23	66092.....	13		
6810.....	25	66092B.....	15		
6900.....	41	66099.....	13		
6900-B.....	41	66099-AC.....	27		
6901.....	41	66099-AQ.....	29		
6902.....	40	66099B.....	15		
6940.....	42	66099-SG.....	28		
6950.....	43	67001.....	36		
8711-A.....	44	67002.....	37		
8720-A.....	44	67021.....	36		
8805-A.....	45	67022.....	38		
8821-A.....	45	67031.....	37		
8921-A.....	45	67032.....	39		
8922-A.....	44	67100.....	34		

IMPORTANT NOTE TO DISTRIBUTORS DOING BUSINESS IN CALIFORNIA:

Clinton Industries products drop shipping or to our knowledge being reshipped into California will carry appropriate Safe Harbor Warnings in compliance with California Proposition 65.

For more information on California Proposition 65, go to:

www.P65Warnings.ca.gov





Clinton Industries has been among the leading suppliers of quality Phlebotomy Equipment for more than two decades.

Designed and built tough in the USA by Clinton Industries, Clinton blood drawing chairs, blood drawing stations, phlebotomy carts and accessories provide comfort and convenience for both the patient and attendant. Plus, only Clinton equipment has the exceptional quality and durability that has made us the choice of many phlebotomists and clinicians across the country and around the world.

Our offering of blood drawing equipment is one of the broadest in the industry and includes features and price points for every budget. And, Clinton backs up all its phlebotomy products with a five-year limited warranty—one of the best in the industry.

We invite you to examine our products and select your phlebotomy equipment from the one source that is committed to your needs.

Examine real quality — choose Clinton Industries.



SC SERIES BLOOD DRAWING CHAIRS

Practical and affordable, the Clinton SC Series, Blood Drawing Chairs feature casual comfort, a minimal footprint and Clinton quality at some of the best price points in the industry.

Clinton SC Series Chairs feature:

- Contemporary styling
- Gray powder-coated frame finish
- Adjustable height and depth flip arm
- ClintonClean™ elbow rest
- Flip arm positions in place when in use, then flips out of the way for easy exit
- Height adjustable armrest
- 2" contoured, padded seat and backrest or one-piece, E-Z-clean plastic seat
- Non-marking, nylon glides
- Optional ClintonClean™ arms available
- 300 lbs. load capacity under normal use (136 kg)

SC Series, Padded, Blood Drawing Chair with Padded Arms

- Contoured padded seat and backrest
- Height and depth adjustable, padded, flip arm
- Option -665, ClintonClean™ solid plastic arms available

6050-U			
seat	dimensions	seat height	
	17 1/2" x 18" 44 cm x 46 cm	18" 46 cm	
overall	width	depth	height
	28" 71 cm	25" 64 cm	32" 81 cm
	arms height range		
arms	6" 15 cm		

IMPORTANT NOTE: Clinton Blood Drawing Chairs are not engineered to restrain a fainting or falling occupant. The chair's occupant should NEVER be left unattended.



Armrests are adjusted by two star knobs



Adjustable depth flip-arm



6050-U



-665 ClintonClean™ Arms option

SC Series, Padded, Blood Drawing Chair with Padded Flip Arm and Drawer

- Contoured padded seat and backrest
- Height and depth adjustable, padded, flip arm
- ClintonClean™ drawer top
- Height-adjustable, one-piece, all-plastic drawer
- Option -665, ClintonClean™ solid plastic arms available

6059-U			
seat	dimensions	seat height	
	17 1/2" x 18" 44 cm x 46 cm	18" 46 cm	
overall	width	depth	height
	36" 91 cm	25" 64 cm	32" 81 cm
	arms height range		
arms	6" 15 cm		



6059-U

SC Series, Extra-Wide, Padded, Blood Drawing Chair with Padded Flip Arms

- Contoured, padded seat and 2" padded backrest
- Dual, height and depth adjustable, padded, flip arms
- Option -665, ClintonClean™ solid plastic arms available

6006-U			
seat	dimensions	seat height	
	30" x 18" 76 cm x 46 cm	20" 51 cm	
overall	width	depth	height
	43" 109 cm	25" 64 cm	34 1/2" 88 cm
	arms height range		
arms	6" 15 cm		



6006-U

SC Series, Extra-Wide, Padded, Blood Drawing Chair with Padded Flip Arm and Drawer

- Contoured, padded seat and 2" padded backrest
- Height and depth adjustable, padded, flip arm
- ClintonClean™ drawer top
- Height-adjustable, one-piece, all-plastic drawer
- Option -665, ClintonClean™ solid plastic arms available

6069-U			
seat	dimensions	seat height	
	30" x 18" 76 cm x 46 cm	20" 51 cm	
overall	width	depth	height
	51 1/2" 131 cm	26 1/2" 67 cm	34 1/2" 88 cm
	arms height range		
arms	6" 15.24 cm		



6069-U

All blood drawing products are non-returnable unless they are unused in unopened, original packaging.

WARNING: This product can expose you to chemicals, including chromium, which is known to the State of California to cause cancer or reproductive toxicity.

For more information go to www.P65Warnings.ca.gov.

WARNING: Products featured on this page can expose you to chemicals, including chromium, which is known to the State of California to cause cancer or reproductive toxicity.

For more information go to www.P65Warnings.ca.gov.



SC Series, E-Z-Clean, Blood Drawing Chair with ClintonClean™ Arms

- One-piece, E-Z-Clean, black, plastic seat
- Height and depth adjustable, ClintonClean™ flip arm and armrests
- Option -600, padded arms available

6040-P

seat	dimensions	seat height	
	18" x 17"	20"	
	46 cm x 43 cm	51 cm	
overall	width	depth	height
	28"	25"	35"
	71 cm	64 cm	89 cm
arms	arms height range		
	6"		
	15 cm		



SC Series, E-Z-Clean, Blood Drawing Chair with ClintonClean™ Flip Arm and Drawer

- One-piece, E-Z-Clean, black, plastic seat
- Height and depth adjustable, ClintonClean™ flip arm and armrests
- ClintonClean™ drawer top
- Height-adjustable, one-piece, all-plastic drawer
- Option -600, padded arms available

6049-P

seat	dimensions	seat height	
	18" x 17"	21"	
	46 cm x 43 cm	53 cm	
overall	width	depth	height
	39"	25"	35"
	99 cm	64 cm	89 cm
arms	arms height range		
	6"		
	15 cm		



-600 Padded Arms option

All blood drawing products are non-returnable unless they are unused in unopened, original packaging.

⚠ WARNING: Products featured on this page can expose you to chemicals, including chromium, which is known to the State of California to cause cancer or reproductive toxicity.

For more information go to www.P65Warnings.ca.gov.

LAB-X SERIES, BLOOD DRAWING CHAIRS

Clinton's Lab X Series, Blood Drawing Chairs put patient comfort first. A thick, padded, contoured seat and arched backrest are supported by a stable, durable, steel, powder-coated frame. Height-adjustable arms make operation easy for clinician and comfortable for patient.

Lab X Series Chairs feature:

- 1 1/4" square, heavy duty, all-welded, tubular steel, frame (3 cm)
- Height and depth adjustable, flip arm
- Flip arm positions in place when in use, then flips out of the way for easy exit
- Height adjustable armrest
- ClintonClean™ elbow rests
- Comfortable, 2" padding throughout (5 cm)
- Neutral Gray, powder-coated frame
- Easy-clean, durable vinyl in a selection of colors
- Optional ClintonClean™ Arms available
- 400 lbs. load capacity under normal use (181.4 kg)



Armrests are adjusted by two star knobs



Adjustable depth flip-arm



66010

Lab X Series, Blood Drawing Chair with Padded Arms

- Contoured padded seat and padded, arched backrest
- Height and depth adjustable, padded, flip arm
- Option -665, ClintonClean™ solid plastic arms

66010

	dimensions	seat height
seat	17 1/2" x 18" 44 cm x 46 cm	19" 48 cm
overall	width	depth
	31"	26"
	79 cm	66 cm
arms	arms height range	
	6" 15 cm	

IMPORTANT NOTE: Clinton Blood Drawing Chairs are not engineered to restrain a fainting or falling occupant. The chair's occupant should NEVER be left unattended.



-665 ClintonClean™ Arms option

All blood drawing products are non-returnable unless they are unused in unopened, original packaging.

WARNING: This product can expose you to chemicals, including chromium, which is known to the State of California to cause cancer or reproductive toxicity.

For more information go to www.P65Warnings.ca.gov.

Lab X Series, Blood Drawing Chair with Padded Flip Arm and Drawer

- Contoured padded seat and padded, arched backrest
- Height and depth adjustable, padded, flip arm
- ClintonClean™ drawer top
- Height-adjustable, one-piece, all-plastic drawer
- Option -665, ClintonClean™ solid plastic arms

66020

	dimensions	seat height
seat	17 1/2" x 18" 44.45 cm x 45.72 cm	20" 50.8 cm
overall	width	depth
	38"	27"
	97 cm	69 cm
arms	arms height range	
	6" 15 cm	



66020

Lab X Series, Extra-Tall, Blood Drawing Chair with Padded Arms

- Contoured padded seat and padded, arched backrest
- Height and depth adjustable, padded, flip arm
- Extra height reduces bending for phlebotomist
- Option -665, ClintonClean™ solid plastic arms

66011

	dimensions	seat height
seat	17 1/2" x 18" 44 cm x 46 cm	26" 66 cm
overall	width	depth
	31"	27"
	79 cm	69 cm
arms	arms height range	
	6" 15 cm	



66011

Lab X Series, Extra-Tall, Blood Drawing Chair with Padded Flip Arm and Drawer

- Contoured padded seat and padded, arched backrest
- Height and depth adjustable, padded, flip arm
- ClintonClean™ drawer top
- Height-adjustable, one-piece, all-plastic drawer
- Extra height reduces bending for phlebotomist
- Option -665, ClintonClean™ solid plastic arms

66022

	dimensions	seat height
seat	17 1/2" x 18" 44 cm x 46 cm	26" 66 cm
overall	width	depth
	38"	27"
	97 cm	69 cm
arms	arms height range	
	6" 15 cm	



66022

WARNING: Products featured on this page can expose you to chemicals, including chromium, which is known to the State of California to cause cancer or reproductive toxicity.

For more information go to www.P65Warnings.ca.gov.

LAB-X SERIES, EXTRA-WIDE, BLOOD DRAWING CHAIRS

Clinton's Lab X Series, Extra-Wide, Blood Drawing Chairs feature thick padded surfaces supported by a durable steel frame. The additional width can accommodate a larger patient, or a parent and a child.

Lab X Series, Extra-Wide Chairs feature:

- A full 35" wide seat to accommodate a larger patient or parent and child (89 cm)
- 1 1/4" square, heavy duty, all-welded, tubular steel frame (3 cm)
- Height and depth adjustable, flip arm(s)
- Flip arm(s) positions in place when in use, then flips out of the way for easy exit
- ClintonClean™ elbow rest(s)
- Comfortable 2" padding throughout (5 cm)
- Neutral Gray, powder-coated frame
- Easy-clean, durable vinyl in a selection of colors
- Optional ClintonClean™ arms available
- 400 lbs. combined load capacity under normal use (181.4 kg)

Lab X Series, Extra-Wide, Blood Drawing Chair with Padded Arms

- Padded seat and backrest
- Dual, height and depth adjustable, padded, flip arms
- Option -665, ClintonClean™ solid plastic arms available

66000			
seat	dimensions	seat height	
	35" x 18" 89 cm x 46 cm	20" 51 cm	
overall	width	depth	height
	46"	26"	36"
	117 cm	66 cm	91 cm
arms	arms height range		
	6" 15 cm		

IMPORTANT NOTE: Clinton Blood Chairs are not engineered to restrain a fainting or falling occupant. The chair's occupant should NEVER be left unattended.



Armrests are adjusted by two star knobs



Adjustable depth flip-arm



66000



-665 ClintonClean™ Arms option

Lab X Series, Extra-Wide, Blood Drawing Chair with Padded Flip Arm and Drawer

- Padded seat and backrest
- Height and depth adjustable, padded, flip arm
- ClintonClean™ drawer top
- Height and depth adjustable, one-piece, all-plastic drawer
- Option -665, ClintonClean™ solid plastic arms available

66002			
seat	dimensions	seat height	
	35" x 18" 89 cm x 46 cm	20" 51 cm	
overall	width	depth	height
	53"	26"	36"
	135 cm	66 cm	91 cm
arms	arms height range		
	6" 15 cm		



66002



66099

Lab X Series, Extra-Wide & Extra-Tall, Blood Drawing Chair with Padded Arms

- Padded seat and backrest
- Dual, height and depth adjustable, padded, flip arms
- Extra height reduces bending for phlebotomist
- Option -665, ClintonClean™ solid plastic arms available

66099			
seat	dimensions	seat height	
	35" x 18" 89 cm x 45.72 cm	26" 66 cm	
overall	width	depth	height
	46"	26"	42 1/2"
	117 cm	66 cm	108 cm
arms	arms height range		
	6" 15 cm		

Lab X Series, Extra-Wide & Extra-Tall, Blood Drawing Chair with Padded Flip Arm and Drawer

- Padded seat and backrest
- Height and depth adjustable, padded, flip arm
- ClintonClean™ drawer top
- Height and depth adjustable, one-piece, all-plastic drawer
- Extra height reduces bending for phlebotomist
- Option -665, ClintonClean™ solid plastic arms available

66092			
seat	dimensions	seat height	
	35" x 18" 89 cm x 45.72 cm	26" 66 cm	
overall	width	depth	height
	53"	26"	42 1/2"
	135 cm	66 cm	108 cm
arms	arms height range		
	6" 15 cm		



66092

WARNING: Products featured on this page can expose you to chemicals, including chromium, which is known to the State of California to cause cancer or reproductive toxicity.

For more information go to www.P65Warnings.ca.gov.

WARNING: This product can expose you to chemicals, including chromium, which is known to the State of California to cause cancer or reproductive toxicity.

For more information go to www.P65Warnings.ca.gov.

LAB-X SERIES, BARIATRIC, BLOOD DRAWING CHAIRS

Built tough enough to support 700 lbs. under normal use, the Clinton Lab X Series, Bariatric, Blood Drawing Chairs are in a class by themselves. Sturdy, steel construction is combined with thick foam padding to provide an extra measure of comfort and security for larger patients.

Lab X Bariatric Series Chairs feature:

- A full 35" wide seat (89 cm)
- 1 1/4" square, heavy duty, all-welded, tubular steel frame (3 cm)
- Extra, steel, center support
- Height and depth adjustable flip arm(s)
- Flip arm(s) positions in place when in use, then flips out of the way for easy exit
- Clinton Clean™ elbow rest(S)
- Comfortable 2" padding throughout (5 cm)
- Neutral Gray powder-coated frame
- Adjustable foot levelers
- Easy-clean, durable vinyl in a selection of colors
- Optional ClintonClean™ arms available
- 700 lbs. combined load capacity under normal use (181.4 kg)



Armrests are adjusted by two star knobs



Adjustable depth flip-arm



66000B



-665 ClintonClean™ Arms option

Lab X Series, Bariatric, Blood Drawing Chair with Padded Arms

- Padded seat and backrest
- Dual, height and depth adjustable, padded flip arms
- Option -665, ClintonClean™ solid plastic arms available

66000B

	dimensions	seat height	
seat	35" x 21" 89 cm x 53 cm	20" 51 cm	
overall	width	depth	height
	46" 117 cm	29" 74 cm	36" 91 cm
arms	arms height range		
	6" 15 cm		

IMPORTANT NOTE: Clinton Blood Chairs are not engineered to restrain a fainting or falling occupant. The chair's occupant should NEVER be left unattended.



All blood drawing products are non-returnable unless they are unused in unopened, original packaging.

⚠ WARNING: This product can expose you to chemicals, including chromium, which is known to the State of California to cause cancer or reproductive toxicity.

For more information go to www.P65Warnings.ca.gov.

Lab X Series, Bariatric, Blood Drawing Chair with Padded Flip Arm and Drawer

- Padded seat and backrest
- Height and depth adjustable, padded flip arm
- ClintonClean™ drawer top
- Height-adjustable, one-piece, all-plastic drawer
- Option -665, ClintonClean™ solid plastic arms available

66002B

	dimensions	seat height	
seat	35" x 21" 89 cm x 53 cm	20" 51 cm	
overall	width	depth	height
	53" 135 cm	29" 74 cm	36" 91 cm
arms	arms height range		
	6" 15 cm		



66002B

Lab X Series, Bariatric, Extra-Tall, Blood Drawing Chair with Padded Arms

- Padded seat and backrest
- Dual, height and depth adjustable, padded flip arms
- Extra height reduces bending for phlebotomist
- Option -665, ClintonClean™ solid plastic arms available

66099B

	dimensions	seat height	
seat	35" x 21" 89 cm x 53 cm	26" 51 cm	
overall	width	depth	height
	46" 117 cm	29" 74 cm	42 1/2" 108 cm
arms	arms height range		
	6" 15 cm		



66099B

Lab X Series, Bariatric, Extra-Tall, Blood Drawing Chair with Padded Flip Arm and Drawer

- Padded seat and backrest
- Height and depth adjustable, padded flip arm
- ClintonClean™ drawer top
- Height-adjustable, one-piece, all-plastic drawer
- Extra height reduces bending for phlebotomist
- Option -665, ClintonClean™ solid plastic arms available

66092B

	dimensions	seat height	
seat	35" x 21" 89 cm x 53 cm	26" 66 cm	
overall	width	depth	height
	53" 135 cm	29" 74 cm	42 1/2" 108 cm
arms	arms height range		
	6" 15 cm		



66092B

⚠ WARNING: Products featured on this page can expose you to chemicals, including chromium, which is known to the State of California to cause cancer or reproductive toxicity.

For more information go to www.P65Warnings.ca.gov.

STANDARD LAB SERIES, BLOOD DRAWING CHAIRS

The contemporary look of a Clinton E-Z-Clean seat is combined with our classic, ultra-durable, steel powder-coated frame to provide an even more affordable option when selecting blood drawing chairs.

Standard Lab Series Chairs feature:

- 1 1/4" square, heavy duty, all-welded, tubular steel, frame (3 cm)
- Height and depth adjustable, flip arm
- Flip arm positions in place when in use, then flips out of the way for easy exit
- Height adjustable armrest
- ClintonClean™ elbow rests
- E-Z-Clean, one-piece, black, plastic seat
- Neutral Gray powder-coated frame
- Optional padded arms available
- 300 lbs. load capacity under normal use (136 kg)

Standard Lab Series, Blood Drawing Chair with ClintonClean™ Arms

- E-Z-Clean, one-piece, black, plastic seat
- Height and depth adjustable, ClintonClean™ flip arm
- Option -665, ClintonClean™ solid plastic arms available

66060-P		
seat	dimensions	seat height
	18" x 17" 46 cm x 43 cm	20" 51 cm
overall	width	depth
	31" 79	28" 71 cm
arms	arms height range	
	6" 15 cm	

IMPORTANT NOTE: Clinton Blood Drawing Chairs are not engineered to restrain a fainting or falling occupant. The chair's occupant should NEVER be left unattended.



Armrests are adjusted by two star knobs



Adjustable depth flip-arm



66060-P



-600 Padded Arms option

All blood drawing products are non-returnable unless they are unused in unopened, original packaging.

WARNING: This product can expose you to chemicals, including chromium, which is known to the State of California to cause cancer or reproductive toxicity.

For more information go to www.P65Warnings.ca.gov.

Standard Lab Series, Blood Drawing Chair with ClintonClean™ Flip Arm and Drawer

- E-Z-Clean, one-piece, black, plastic seat
- Height and depth adjustable, ClintonClean™ flip arm
- ClintonClean™ drawer top
- One-piece, all-plastic drawer
- See page 23 for chair-mounted options
- Option -665, ClintonClean™ solid plastic arms available

66029-P		
seat	dimensions	seat height
	18" x 17" 46 cm x 43 cm	20" 51 cm
overall	width	depth
	40" 102 cm	28" 71 cm
arms	arms height range	
	6" 15 cm	



66029-P



66011-P

Standard Lab Series, Extra-Tall, Blood Drawing Chair with ClintonClean™ Arms

- E-Z-Clean, one-piece, black, plastic seat
- ClintonClean™ flip arm and armrests
- Extra height reduces bending for phlebotomist
- See page 23 for chair-mounted options
- Option -600, padded arms available

66011-P		
seat	dimensions	seat height
	18" x 17" 46 cm x 43 cm	26" 66 cm
overall	width	depth
	31" 79 cm	28" 71 cm
arms	arms height range	
	6" 15 cm	

Standard Lab Series, Extra-Tall, Blood Drawing Chair with ClintonClean™ Flip Arm and Drawer

- E-Z-Clean, one-piece, black, plastic seat
- ClintonClean™ flip arm
- ClintonClean™ drawer top
- One-piece, all-plastic drawer
- Extra height reduces bending for phlebotomist
- See page 23 for chair-mounted options
- Option -600, padded arms available

66022-P		
seat	dimensions	seat height
	18" x 17" 45.72 cm x 43.18 cm	26" 66 cm
overall	width	depth
	40" 101.6 cm	28" 71.12 cm
arms	arms height range	
	6" 15.24 cm	



66022-P

WARNING: Products featured on this page can expose you to chemicals, including chromium, which is known to the State of California to cause cancer or reproductive toxicity.

For more information go to www.P65Warnings.ca.gov.

H SERIES, BLOOD DRAWING CHAIRS

Clinton puts stable, hydraulic lift right where it is needed in the H Series Blood Drawing Chairs. A thick foam padded seat and backrest helps keep the patient comfortable, while the clinician positions the patient by using the chair's large, convenient foot pedal. The chair rotates freely and then can be placed snugly into position when the foot pedal is raised. Pump action on the pedal raises the chair to desired height level.

H Series, Blood Drawing Chairs feature:

- 1 1/4" square, heavy duty, all-welded, tubular steel, neutral gray, powder-coated seat frame (3.18 cm)
- Polished chrome base with black bumper
- Comfortable footrest
- Large pump-action foot pedal with snug-lock rotation
- Height and depth adjustable, flip arm
- Flip arm positions in place when in use, then flips out of the way for easy exit
- Height adjustable armrest
- Padded elbow rest
- Thick padded seat and padded, arched backrest, or E-Z-Clean, one-piece, black, plastic seat
- Easy-clean, durable vinyl in a selection of colors
- Optional ClintonClean™ or padded arms available
- 300 lbs. load capacity under normal use (136 kg)

H Series, Padded, Blood Drawing Chair with Padded Arms

- Padded seat and backrest
- Height and depth adjustable, padded, flip arm
- Option -665, ClintonClean™ solid plastic arms available

6310		
seat	dimensions	seat height range
	21" x 19 1/2" 53 cm x 50 cm	20 1/4"–27 1/2" 51 cm – 70 cm
overall	width	depth
	30 3/4" 78 cm	30" 76 cm
arms	arms height range	
	8" 20 cm	

IMPORTANT NOTE: Clinton Blood Chairs are not engineered to restrain a fainting or falling occupant. The chair's occupant should NEVER be left unattended.



Armrests are adjusted by two star knobs



Adjustable depth flip-arm



-665 ClintonClean™ Arms option

All blood drawing products are non-returnable unless they are unused in unopened, original packaging.

⚠ WARNING: This product can expose you to chemicals, including chromium, which is known to the State of California to cause cancer or reproductive toxicity.

For more information go to www.P65Warnings.ca.gov.

H Series, Padded, Blood Drawing Chair with Padded Flip Arm and Drawer

- Padded seat and backrest
- Height and depth adjustable, padded, flip arm
- ClintonClean™ drawer top
- Height-adjustable, one-piece, all-plastic drawer
- Option -665, ClintonClean™ solid plastic arms available

6320		
seat	dimensions	seat height range
	21" x 19 1/2" 53 cm x 50 cm	20 1/4"–27 1/2" 51 cm – 70 cm
overall	width	depth
	38" 97 cm	30" 76 cm
arms	arms height range	
	8" 20 cm	



H Series, E-Z-Clean, Blood Drawing Chair with ClintonClean™ Arms

- E-Z-Clean, one-piece, black, plastic seat
- Height and depth adjustable, ClintonClean™ flip arm
- Option -600, padded arms available

6330-P		
seat	dimensions	seat height range
	18" x 17" 46 cm x 43 cm	20 1/4"–27 1/2" 51 cm – 70 cm
overall	width	depth
	30 3/4" 78 cm	30" 76 cm
arms	arms height range	
	8" 18 cm	



-600 Padded Arms option

H Series, E-Z-Clean, Blood Drawing Chair with ClintonClean™ Flip Arm and Drawer

- E-Z-Clean, one-piece, black, plastic seat
- Height and depth adjustable ClintonClean™ flip arm
- ClintonClean™ drawer top
- Height-adjustable, one-piece, all-plastic drawer
- Option -600, padded arms available

6340-P		
seat	dimensions	seat height range
	18" x 17" 46 cm x 43 cm	20 1/4"–27 1/2" 51 cm – 70 cm
overall	width	depth
	38" 97 cm	30" 76 cm
arms	arms height range	
	8" 18 cm	



⚠ WARNING: Products featured on this page can expose you to chemicals, including chromium, which is known to the State of California to cause cancer or reproductive toxicity.

For more information go to www.P65Warnings.ca.gov.

POWER SERIES, BLOOD DRAWING CHAIRS

Clinton Power Series, Blood Drawing Chairs are the top of the Clinton Line. Great looks, smooth electric height adjustment and the classic comfort of Clinton padded surfaces make the Clinton Power Series some of the best power chairs in their class.

Power Series, Blood Drawing Chairs feature:

- 1 1/4" square, heavy duty, all-welded, tubular steel, neutral gray, powder-coated frame (3 cm)
- Contemporary, brushed aluminum, motor casing
- Power supplies and motors meet UL 60601-1 and CAN/CSA C22.2 601.1
- Hands-free, foot pedal controller
- Height and depth adjustable, flip arm
- Flip arm(s) positions in place when in use, then flips out of the way for easy exit
- Height adjustable armrest
- Padded, elbow rest
- Easy-clean, durable vinyl in a selection of colors
- Optional ClintonClean™ arms available
- 375 lbs. load capacity under normal use (170 kg)



Armrests are adjusted by two star knobs



Adjustable depth flip-arm



-665 ClintonClean™ Arms option

Power Series, Blood Drawing Chair with Padded Arms

- Padded seat and backrest
- Height and depth adjustable, padded, flip arm
- Option -665, ClintonClean™ solid plastic arms available

6341

	dimensions	seat height range
seat	21" x 18" 53 cm x 46 cm	21 1/2"-29 1/2" 55 cm - 75 cm
overall	width	depth
	32" 81 cm	30" 76 cm
arms	arms height range	
	8" 20 cm	

IMPORTANT NOTE: Clinton Blood Drawing Chairs are not engineered to restrain a fainting or falling occupant. The chair's occupant should NEVER be left unattended.



6341

Power Series, Blood Drawing Chair with Padded Flip Arm and Drawer

- Padded seat and backrest
- Height and depth adjustable, padded, flip arm
- ClintonClean™ drawer top
- Height-adjustable, one-piece, all-plastic drawer
- Option -665, ClintonClean™ solid plastic arms available

6342

	dimensions	seat height range
seat	21" x 18" 53 cm x 46 cm	21 1/2"-29 1/2" 55 cm - 75 cm
overall	width	depth
	38 3/4" 98 cm	30" 76 cm
arms	arms height range	
	8" 20 cm	



6342

Power Series, Extra-Wide, Blood Drawing Chair with Padded Arms

- Padded seat and backrest
- Dual, height and depth adjustable, padded flip arms
- Option -665, ClintonClean™ solid plastic arms available

6351

	dimensions	seat height range
seat	30" x 18" 76 cm x 46 cm	21 1/2"-29 1/2" 55 cm - 75 cm
overall	width	depth
	40" 102 cm	30" 76 cm
arms	arms height range	
	8" 20 cm	



6351

Power Series, Extra-Wide, Blood Drawing Chair with Padded Flip Arm and Drawer

- Padded seat and backrest
- Height and depth adjustable, padded, flip arm
- ClintonClean™ drawer top
- Height-adjustable, one-piece, all-plastic drawer
- Option -665, ClintonClean™ solid plastic arms available

6352

	dimensions	seat height range
seat	30" x 18" 76 cm x 46 cm	21 1/2"-29 1/2" 55 cm - 75 cm
overall	width	depth
	48" 122 cm	30" 76 cm
arms	arms height range	
	8" 20 cm	



6352

All blood drawing products are non-returnable unless they are unused in unopened, original packaging.

WARNING: This product can expose you to chemicals, including chromium, which is known to the State of California to cause cancer or reproductive toxicity.

For more information go to www.P65Warnings.ca.gov.

WARNING: Products featured on this page can expose you to chemicals, including chromium, which is known to the State of California to cause cancer or reproductive toxicity.

For more information go to www.P65Warnings.ca.gov.

POWER SERIES, BARIATRIC, BLOOD DRAWING CHAIRS

Clinton does the heavy lifting by putting bariatric patients in comfortable range of the phlebotomist. Clinton Power Series, Bariatric, Blood Drawing Chairs feature two powerful motors that combined have the power to lift up to 850 pounds. The travel is smooth and the chair is comfortable with an extra-wide, padded seat and padded backrest.

Power Series, Bariatric Blood Drawing Chairs feature:

- 1 1/4" square, heavy duty, all-welded, tubular steel, neutral gray, powder-coated frame (3.18 cm)
- Contemporary, brushed aluminum, motor casings
- Power supplies and motors meet UL 60601-1 and CAN/CSA C22.2 601.1
- Hands-free, foot pedal controller
- Adjustable height and depth flip arm(s)
- Flip arm(s) positions in place when in use, then flips out of the way for easy exit
- Optional ClintonClean™ arms available
- Easy-clean, durable vinyl in a selection of colors
- 850 lbs. combined load capacity under normal use (386 kg)

IMPORTANT NOTE: Clinton Blood Drawing Chairs are not engineered to restrain a fainting or falling occupant. The chair's occupant should NEVER be left unattended.

Power Series, Bariatric, Blood Drawing Chair with Padded Arms

- Padded seat and backrest
- Dual, height and depth adjustable, padded flip arms
- Option -665, ClintonClean™ solid plastic arms available

6361		
seat	dimensions	seat height range
	35" x 20" 89 cm x 51 cm	21 1/2"–29 1/2" 55 cm – 75 cm
overall	width	depth
	45" 102 cm	32" 81 cm
arms	arms height range	
	8" 20 cm	



6361

Power Series, Bariatric, Blood Drawing Chair with Padded Flip Arm and Drawer

- Padded seat and backrest
- Height and depth adjustable, padded flip arm
- ClintonClean™ drawer top
- Height-adjustable, one-piece, all-plastic drawer
- Option -665, ClintonClean™ solid plastic arms available

6362		
seat	dimensions	seat height range
	35" x 20" 89 cm x 51 cm	21 1/2"–29 1/2" 55 cm – 75 cm
overall	width	depth
	52" 132 cm	32" 81 cm
arms	arms height range	
	8" 20 cm	



-665 Option, ClintonClean™ solid plastic arms



6362

All blood drawing products are non-returnable unless they are unused in unopened, original packaging.

WARNING: This product can expose you to chemicals, including chromium, which is known to the State of California to cause cancer or reproductive toxicity.

For more information go to www.P65Warnings.ca.gov.

WARNING: This product can expose you to chemicals, including chromium, which is known to the State of California to cause cancer or reproductive toxicity.

For more information go to www.P65Warnings.ca.gov.



Optimal height and the correct position of the patient are easy with Clinton's Recliner Series, Blood Drawing Chair. This chair features a height travel range of eight inches, as well as reclining positions for upper body and legs to accommodate different procedures.

The Recliner Series, Blood Drawing Chair features:

- Smooth, fully electric reclining and height adjustment
- Self leveling arms and synchronized footrest that move with chair's seat and backrest
- Keeps patients comfortable and may better accommodate patients who may faint during a procedure
- Power supplies and motors meet UL 60601-1 and CAN/CSA C22.2 601.1
- Hand controller
- All-welded, steel, neutral gray, powder-coated frame
- Heavy duty, all-welded, steel frame
- Padded seat, backrest, armrests and footrest
- Armrests flip up out of the way for easy entry and exit
- Adjustable foot levelers
- Easy-clean, durable, vinyl in a selection of colors
- 375 lbs. load capacity under normal use (170 kg)

Recliner Series, Hi-Lo Blood Drawing Chair

6810				
seat	width	depth	seat height range	
	20 ¹ / ₂ " 52 cm	17" 43 cm	22"-30" 56 cm - 76 cm	
back	width	height	angle	
	20" 51 cm	32" 81 cm	25°- 75°	
footrest	width	depth	angle	
	19 ¹ / ₂ " 50 cm	14" 36 cm	5°- 90°	
overall	width	height	length retracted	length extended
	35" 89 cm	50" 127 cm	35" 89 cm	66" 168 cm
	width between armrests			
	21" 53 cm			

IMPORTANT NOTE: Clinton Blood Drawing Chairs are not engineered to restrain a fainting or falling occupant. The chair's occupant should NEVER be left unattended.



Full reclining position



6810

Full upright position

All blood drawing products are non-returnable unless they are unused in unopened, original packaging.

WARNING: This product can expose you to chemicals, including chromium, which is known to the State of California to cause cancer or reproductive toxicity.

For more information go to www.P65Warnings.ca.gov.

PEDEATRIC BLOOD DRAWING CHAIRS

Colorful and amusing, these Clinton Kids™ pediatric chairs provide children with a whimsical distraction before and during the procedure. Plus, their extra height places the patient at an optimal height for the clinician.

Pediatric Series, Blood Drawing Chairs feature:

- Custom high pressure, Clinton Kids™, laminate flip arm and armrest
- Easy-clean laminate arm surfaces with black, T-molded edges
- Graphics are embedded in the laminate and are not affected by cleaning with standard disinfectants
- ClintonClean™ elbow rest
- Height and depth adjustable, flip arm
- Flip arm(s) positions in place when in use, then flips out of the way for easy exit
- Height adjustable armrest
- Thick, padded seat and backrest
- Extra height reduces bending for phlebotomist
- Special color frame
- Special pediatric color vinyl upholstery on seat and back
- Adjustable foot levelers
- Chairs are engineered for use by adults or children
- 400 lbs. load capacity under normal use (181.43 kg)

Pediatric Series/Arctic Circle, Blood Drawing Chair

- Custom laminate, Arctic Circle flip arm and right armrest
- Arctic White frame
- North Wind Blue vinyl upholstery

66011-AC

seat	dimensions	seat height	
	17 ¹ / ₂ " x 18" 44 cm x 46 cm	26" 66 cm	
overall	width	depth	height
	31" 79 cm	27" 69 cm	42 ¹ / ₂ " 108 cm
	arms height range		
arms	6" 15 cm		

IMPORTANT NOTE: Clinton Blood Drawing Chairs are not engineered to restrain a fainting or falling occupant. The chair's occupant, especially children, should NEVER be left unattended.

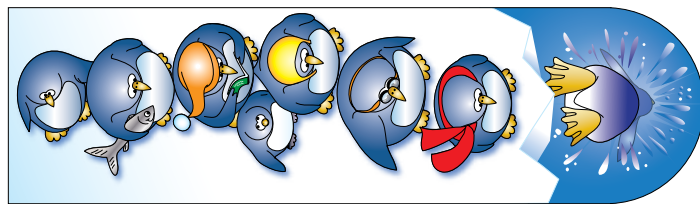


66011-AC


All blood drawing products are non-returnable unless they are unused in unopened, original packaging.



Left Arm



Right Arm



Pediatric Series/Arctic Circle, Extra-Wide, Blood Drawing Chair

- Custom laminate, Arctic Circle flip arms
- Arctic White frame
- North Wind Blue vinyl upholstery
- Extra width accommodates a parent and child

66099-AC

seat	dimensions	seat height	
	35" x 18" 89 cm x 45.72 cm	26" 66 cm	
overall	width	depth	height
	46" 117 cm	26" 66 cm	42 ¹ / ₂ " 108 cm
	arms height range		
arms	6" 15 cm		



66099-AC

WARNING: This product can expose you to chemicals, including chromium, which is known to the State of California to cause cancer or reproductive toxicity.

WARNING: This product can expose you to chemicals, including chromium, which is known to the State of California to cause cancer or reproductive toxicity.

For more information go to www.P65Warnings.ca.gov.

For more information go to www.P65Warnings.ca.gov.

Pediatric Series/Spring Garden, Blood Drawing Chair

- Custom laminate, Spring Garden flip arm and right armrest
- Spring Green frame
- Garden Green vinyl upholstery

66011-SG

seat	dimensions	seat height	
	17 ¹ / ₂ " x 18" 44 cm x 46 cm	26" 66 cm	
overall	width	depth	height
	31" 79 cm	27" 69 cm	42 ¹ / ₂ " 108 cm
	arms height range		
arms	6" 15 cm		




66011-SG

Left Arm



Right Arm



Pediatric Series/Spring Garden, Extra-Wide, Blood Drawing Chair

- Custom laminate, Spring Garden flip arms
- Spring Green frame
- Garden Green vinyl upholstery
- Extra width accommodates a parent and child

66099-SG

seat	dimensions	seat height	
	35" x 18" 89 cm x 45.72 cm	26" 66 cm	
overall	width	depth	height
	46" 117 cm	26" 66 cm	42 ¹ / ₂ " 108 cm
	arms height range		
arms	6" 15 cm		



66099-SG

Pediatric Series/Aquarium, Blood Drawing Chair

- Custom laminate, Aquarium flip arm and right armrest
- Tropical Blue frame
- Sea Mist vinyl upholstery

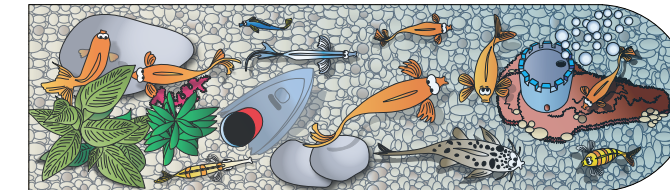
66011-AQ

seat	dimensions	seat height	
	17 ¹ / ₂ " x 18" 44 cm x 46 cm	26" 66 cm	
overall	width	depth	height
	31" 79 cm	27" 69 cm	42 ¹ / ₂ " 108 cm
	arms height range		
arms	6" 15 cm		




66011-AQ

Left Arm



Right Arm



Pediatric Series/Aquarium, Extra-Wide, Blood Drawing Chair

- Custom laminate, Aquarium flip arms
- Tropical Blue frame
- Sea Mist vinyl upholstery
- Extra width accommodates a parent and child

66099-AQ

seat	dimensions	seat height	
	35" x 18" 89 cm x 45.72 cm	26" 66 cm	
overall	width	depth	height
	46" 117 cm	26" 66 cm	42 ¹ / ₂ " 108 cm
	arms height range		
arms	6" 15 cm		



66099-AQ

⚠ WARNING: Products featured on this page can expose you to chemicals, including chromium, which is known to the State of California to cause cancer or reproductive toxicity.

For more information go to www.P65Warnings.ca.gov.

⚠ WARNING: Products featured on this page can expose you to chemicals, including chromium, which is known to the State of California to cause cancer or reproductive toxicity.

For more information go to www.P65Warnings.ca.gov.

PEDIATRIC/INFANT SERIES, BLOOD DRAWING STATIONS

Clinton Infant Blood Drawing Stations feature a smart looking panel leg design that can accommodate both infants and small children. They are practical, take up very little space and are very economical.

Pediatric/Infant Series, Panel Leg Blood Drawing Stations feature:

- Easy-clean padded tops
- Durable laminate panel construction
- Nylon glides on all models
- 200 lbs. load capacity under normal use (91 kg)

Panel Leg, Infant Blood Drawing Station

- All laminate construction
- Top rimmed on 3 sides for safety
- Easy-clean, center pad

67110			
overall	width	length	height
	25" 64 cm	43" 109 cm	39 1/2" 100 cm
top	width	length	
	25" 64 cm	43" 109 cm	

Panel Leg, Infant Blood Drawing Station with Shelf

- All laminate construction
- Top rimmed on 3 sides for safety
- Easy-clean, center pad

67114			
overall	width	length	height
	25" 64 cm	43" 109 cm	39 1/2" 100 cm
top	width	length	
	25" 64 cm	43" 109 cm	



67110

IMPORTANT NOTE: Clinton Pediatric/Infant Blood Drawing Stations are not engineered to restrain a fainting or falling occupant. Children and infants should NEVER be left unattended on or around the station.

All blood drawing products are non-returnable unless they are unused in unopened, original packaging.

WARNING: This product can expose you to chemicals, including diisononyl phthalate(DINP), which is known to the State of California to cause cancer.

For more information go to www.P65Warnings.ca.gov.



67114

IMPORTANT NOTE: Clinton Pediatric/Infant Blood Drawing Stations are not engineered to restrain a fainting or falling occupant. Children and infants should NEVER be left unattended on or around the station.

All blood drawing products are non-returnable unless they are unused in unopened, original packaging.

WARNING: This product can expose you to chemicals, including diisononyl phthalate(DINP), which is known to the State of California to cause cancer.

For more information go to www.P65Warnings.ca.gov.

PEDIATRIC SERIES, PHLEBOTOMY CARTS

Clinton rolls out the color with exclusive phlebotomy carts that feature Clinton Kids™ graphics that amuse children and adults alike. They have convenient storage space, ABS molded tops and large, easy-roll casters that make them perfect for moving from patient to patient and floor to floor.

Pediatric Series, Phlebotomy Carts feature:

- Clinton Kids™ graphics embedded in laminate will not tear or peel
- Lockable door with soft-close hinges
- Two, 3.5" x 11" x 16.5" removable plastic storage trays on easy-slide tracks (9 cm x 28 cm x 42 cm)
- Easy-clean, vacuum-formed, gray, ABS, plastic top with textured finish and raised rim on all sides
- Easy grip, ClintonClean™, solid plastic handle
- Pneumatic height adjustment
- Stable, powder coated, 5-leg, aluminum base
- Smooth rolling, 3" ballbearing casters (8 cm)
- Optional glove box holder available



Two plastic bins slide on plastic channels

Optional glove box holder mounts to back (Order Single White Steel Glove Box Holder GW-2000)

Pediatric/Space Place, Phlebotomy Cart

- International Red, powder-coated base with end bumpers

67235			
top	width 20" 51 cm	depth 20 ³ / ₄ " 53 cm	
cabinet	width 13 ¹ / ₄ " 34 cm	depth 18" 46 cm	height 10 ¹ / ₂ " 27 cm
	base diameter 24" 61 cm		
height range	33" – 43" 84 cm – 109 cm		



(Supplies shown on top not included)

All blood drawing products are non-returnable unless they are unused in unopened, original packaging.

Pediatric/Cool Pals, Phlebotomy Cart

- Capital Blue, powder-coated base with end bumpers

67231			
top	width 20" 51 cm	depth 20 ³ / ₄ " 53 cm	
cabinet	width 13 ¹ / ₄ " 34 cm	depth 18" 46 cm	height 10 ¹ / ₂ " 27 cm
	base diameter 24" 61 cm		
height range	33" – 43" 84 cm – 109 cm		



Pediatric/Alley Cats & Dogs, Phlebotomy Cart

- International Red, powder-coated base with end bumpers

67237			
top	width 20" 51 cm	depth 20 ³ / ₄ " 53 cm	
cabinet	width 13 ¹ / ₄ " 34 cm	depth 18" 46 cm	height 10 ¹ / ₂ " 27 cm
	base diameter 24" 61 cm		
height range	33" – 43" 84 cm – 109 cm		



Pediatric/Ocean Commotion, Phlebotomy Cart

- Capital Blue, powder-coated base with end bumpers

67236			
top	width 20" 51 cm	depth 20 ³ / ₄ " 53 cm	
cabinet	width 13 ¹ / ₄ " 34 cm	depth 18" 46 cm	height 10 ¹ / ₂ " 27 cm
	base diameter 24" 61 cm		
height range	33" – 43" 84 cm – 109 cm		



(Supplies shown on tops not included)

WARNING: Products featured on this page can expose you to chemicals, including chromium, which is known to the State of California to cause cancer or reproductive toxicity.

For more information go to www.P65Warnings.ca.gov.

WARNING: This product can expose you to chemicals, including chromium, which is known to the State of California to cause cancer or reproductive toxicity.

For more information go to www.P65Warnings.ca.gov.

PHLEBOTOMY CARTS

Easy to handle and maneuver in tight spaces with ample space for supplies and equipment, Clinton's phlebotomy carts are the right fit for busy nurses and phlebotomists.

5-Leg, Phlebotomy Carts feature:

- Gray laminate cabinet construction
- Easy-clean, vacuum-formed, gray, ABS, plastic top with textured finish and raised rim on all sides
- Lockable door with soft-close hinges
- Removable plastic storage tray(s) on easy slide tracks
- Easy grip ClintonClean™, solid plastic handle
- Pneumatic height adjustment
- Stable, 5-leg, aluminum base
- Smooth rolling, 3" ball bearing casters (8 cm)
- Optional glove box holder available



One plastic bins slide on plastic channels



Optional glove box holder mounts to back (Order Single White Steel Glove Box Holder GW-2000)

One-Bin Phlebotomy Cart

67100

top	width 20" 51 cm	depth 20 ³ / ₄ " 53 cm	
cabinet	width 13 ¹ / ₄ " 34 cm	depth 17 ¹ / ₄ " 44 cm	height 7 ³ / ₄ " 20 cm
	base diameter 24" 61 cm		
height range	33" – 43" 84 cm – 109 cm		



67100

(Items and supplies shown on top not included)



All blood drawing products are non-returnable unless they are unused in unopened, original packaging.

Two-Bin Phlebotomy Cart

67200

top	width 20" 51 cm	depth 20 ³ / ₄ " 53 cm	
cabinet	width 13 ¹ / ₄ " 34 cm	depth 18" 46 cm	height 10 ¹ / ₂ " 27 cm
	base diameter 24" 61 cm		
height range	33" – 43" 84 cm – 109 cm		



Two plastic bins slide on plastic channels



Optional glove box holder mounts to back (Order Single White Steel Glove Box Holder GW-2000)



67200

(Items and supplies shown on top not included)



All blood drawing products are non-returnable unless they are unused in unopened, original packaging.

⚠ WARNING: Products featured on this page can expose you to chemicals, including chromium, which is known to the State of California to cause cancer or reproductive toxicity.

For more information go to www.P65Warnings.ca.gov.

⚠ WARNING: Products featured on this page can expose you to chemicals, including chromium, which is known to the State of California to cause cancer or reproductive toxicity.

For more information go to www.P65Warnings.ca.gov.

STORE & GO CARTS

67001 Store & Go Cart

- ClintonClean™ solid plastic top with adjustable tray brackets
- Easy-grip, ClintonClean™ solid plastic handle
- One, storage tray with two, plastic, storage bins
- Stable, 5-leg, chrome base
- Knob, height adjustable, chrome post
- White, powder-coated steel, glove box holder
- Universal attachment rail
- 3" dual-wheel, hooded casters
- Fast, easy assembly with basic tools



Integrated handle and adjustable tray brackets

67021 Store & Go Cart

- ClintonClean™ solid plastic top with adjustable tray brackets
- Easy-grip, ClintonClean™ solid plastic handle
- Two, mid-height storage compartments featuring: one, storage tray with two, plastic, storage bins and a drop-in, large, plastic bin
- Stable, 5-leg, chrome base
- Knob, height adjustable, chrome post
- White, powder-coated steel, glove box holder
- Universal attachment rail
- 3" dual-wheel, hooded casters
- Fast, easy assembly with basic tools



Integrated handle and adjustable tray brackets

⚠ WARNING: Products featured on this page can expose you to chemicals, including chromium, which is known to the State of California to cause cancer or reproductive toxicity.

For more information go to www.P65Warnings.ca.gov.



Tray pictured on top and all supplies shown not included, and not sold by Clinton.

67001

Top: 20.5" x 16"
Top brackets can accommodate trays from 16" x 15" up to 17.75" x 12"
Small Bin Holders: 7.5" x 5" on each side of the post
Small Plastic Bins (2): 6.75" x 3.5"
Base: 5-leg, 22.5" diameter
Height Range: 26.5" x 37.25"



Tray pictured on top and all supplies shown not included, and not sold by Clinton.

67021

Top: 20.5" x 16"
Top brackets can accommodate trays from 16" x 15" up to 17.75" x 12"
Small Bin Holders: 7.5" x 5" on each side of the post
Small Plastic Bins (2): 6.75" x 3.5"
Medium Bin holder 10" x 7.25"
Medium plastic bin: 9.75" x 7.125"
Base: 5-leg, 22.5" diameter
Height Range: 26.5" x 37.25"

All blood drawing products are non-returnable, unless they are unused in unopened, original packaging.

67002 Store & Go Cart

- Easy-clean, moulded plastic, rimmed top with convenient plastic storage drawer
- Easy-grip, ClintonClean™ solid plastic handle
- Two, mid-height, storage compartments featuring: one, storage tray with two, plastic, storage bins and a drop-in, large, plastic bin
- Large, stable, 5-leg, chrome base
- Pneumatic, height adjustable cylinder
- White, powder-coated, steel, glove box holder
- Universal attachment rail
- 4" dual-wheel, hooded casters
- Fast, easy assembly with basic tools



ClintonClean™ handle, and Easy-clean, plastic drawer

67031 Store & Go Cart

- ClintonClean™ solid plastic top with adjustable tray brackets
- Easy-grip, ClintonClean™ solid plastic handle
- Two, mid-height storage compartments featuring: one, storage tray with two, plastic, storage bins, a large, tray section with a large, plastic bin and a lockable* storage bin
- Large, stable, 5-leg, chrome base
- Pneumatic, height adjustable cylinder
- White, powder-coated, steel, glove box holder
- Universal attachment rail
- 4" dual-wheel, hooded casters
- Fast, easy assembly with basic tools



Integrated handle and adjustable tray brackets

Locking storage bin

⚠ WARNING: Products featured on this page can expose you to chemicals, including chromium, which is known to the State of California to cause cancer or reproductive toxicity.

For more information go to www.P65Warnings.ca.gov.



Tray pictured on top and all supplies shown not included, and not sold by Clinton.

67002

Top: 20.75" x 20" / Including Handle: 24" x 20"
Small Bin Holders: 7.5" x 5" on each side of the post
Small Plastic Bins (2): 6.75" x 3.5"
Medium Bin Holder 10" x 7.25"
Medium Plastic Bin: 9.75" x 7.125"
Plastic Drawer: 17.25" x 7"
Base: 5-leg, 26.5" diameter
Height Range: 31.75" x 42"



Tray pictured on top and all supplies shown not included, and not sold by Clinton.

67031

Top: 20.5" x 16"
Top brackets can accommodate trays from 16" x 15" up to 17.75" x 12"
Small Bin Holders: 8.75" x 4" on each side of the post
Small Plastic Bins (2): 6.75" x 3.5"
Large Bin Tray 18.75" x 10.75"
Large Plastic Bin: 15.5" x 9.75"
Lockable Bin: 15.5" x 9.75"
Base: 5-leg, 26.5" diameter
Height Range: 31.125" x 41.375"

All blood drawing products are non-returnable, unless they are unused in unopened, original packaging.

67022 Store & Go Cart

- Easy-clean, moulded plastic, rimmed top with convenient plastic storage drawer
- Easy-grip, ClintonClean™ solid plastic handle
- Two, mid-height storage compartments featuring: one, storage tray with two, plastic, storage bins, a large, tray section with a large, plastic bin and a lockable* storage bin
- Large, stable, 5-leg, chrome base
- Pneumatic, height adjustable cylinder
- White, powder-coated steel, glove box holder
- Universal attachment rail
- 4" dual-wheel, hooded casters
- Fast, easy assembly with basic tools



ClintonClean™ handle



Plastic drawer



Lockable storage bin



Tray pictured on top and all supplies shown not included, and not sold by Clinton.

67022

Top: 20.75" x 20" / Including Handle: 24" x 20"
 Small Bin Holders: 8.75" x 4" on each side of the post
 Small Plastic Bins (2): 6.75" x 3.5"
 Large Bin Tray 18.75" x 10.75"
 Large Plastic Bin: 15.5" x 9.75"
 Lockable Bin: 15.5" x 9.75"
 Plastic Drawer: 17.25" x 7"
 Base: 5-leg, 26.5" diameter
 Height Range: 31.75" x 42"

All blood drawing products are non-returnable, unless they are unused in unopened, original packaging.

⚠ WARNING: This product can expose you to chemicals, including chromium, which is known to the State of California to cause cancer or reproductive toxicity.

For more information go to www.P65Warnings.ca.gov.

67032 Slimline Store & Go Cart

- ClintonClean™ solid plastic top with adjustable tray brackets
- Easy-grip, ClintonClean™ solid plastic handle
- Three, storage shelves
- Three, convenient, plastic drawers
- Large, locking storage compartment
- Stable, 4-caster, ClintonClean™ solid plastic base
- Top raises with a spring-loaded plunger, height adjustment
- Double, white, powder-coated steel, glove box holder
- 4" dual-wheel, hooded casters
- Fast, easy assembly with basic tools



Integrated handle with adjustable tray brackets



Three, easy-clean, plastic drawers



Lockable storage compartment with plastic bin



Tray pictured on top and all supplies shown not included, and not sold by Clinton.



Spring-loaded, plunger, height adjustment with 8 settings up to 43"

67032

Top: 20.5" x 16"
 Top brackets can accommodate trays from 16" x 15" up to 17.75" x 12"
 Top of Cart: 18" x 8.5"
 Storage Shelves (3): 11" x 3.75"
 Plastic Drawer (3): 17.25" x 7"
 Lockable Storage Compartment: 15" x 8.25"
 Plastic Storage Bin Inside Lockable Storage Compartment: 10.5" x 6"
 Base: 22.5" x 14"
 Height Range: (5 settings) 36", 37.5", 39", 40.5" & 42"

All blood drawing products are non-returnable, unless they are unused in unopened, original packaging.

⚠ WARNING: This product can expose you to chemicals, including chromium, which is known to the State of California to cause cancer or reproductive toxicity.

For more information go to www.P65Warnings.ca.gov.

PHLEBOTOMY STANDS & WORK STATIONS

Phlebotomy stands and work stations are a quick, easy and economical way to keep frequently used supplies at your fingertips. Stable base allow for easy positioning for work or for moving out of the way when not in use.

Phlebotomy Stands & Work Stations feature:

- Cleanable work surfaces
- Adjustable heights
- Durable construction



Two-Bin, Mobile, Phlebotomy Stand

- ClintonClean™ solid plastic top
- Chrome plated steel pole with knob-lock adjustment
- 5-leg, cast aluminum base with bumper guards
- 2" dual wheel, soft roll casters
- Two easy to remove drop-in bins/11" L x 8¹/₄" W x 3¹/₂" D
(28 cm L x 21 cm W x 9 cm D)

6902

top	width 13 ¹ / ₂ " 34 cm	depth 21" 53 cm
base diameter	23" 58.42 cm	
height range	30" – 38" 76 cm – 97cm	

(Supplies shown not included)



! WARNING: This product can expose you to chemicals, including chromium, which is known to the State of California to cause cancer or reproductive toxicity.

One-Bin, Mobile, Phlebotomy Stand

- ClintonClean™ solid plastic top
- Chrome plated, steel pole with knob-lock adjustment
- 4-leg, epoxy-coated stand with bumper guards
- 2" rubber wheel, ball bearing casters
- One easy to remove drop-in bin/16¹/₂" L x 11" W x 2¹/₂" D
(42 cm L x 28 cm W x 6 cm D)

6901

top	width 15" 38 cm	depth 21 ¹ / ₂ " 55 cm
base diameter	22" 56 cm	
height range	30" – 38" 76 cm – 97 cm	

Mobile, Phlebotomy Work Station

- Easy-clean, vacuum-formed, gray, ABS, plastic top with textured finish and raised rim on all sides
- 5-leg, cast aluminum base with bumper guards
- 2" dual wheel, soft roll casters

6900

top	width 15 ³ / ₄ " 40 cm	depth 18" 46 cm
base diameter	24" 61 cm	
height range	29 ¹ / ₂ " – 36" 75 cm – 91 cm	

Mobile, Phlebotomy Work Station with Bin

- Easy-clean, vacuum-formed, gray, ABS, plastic top with textured finish and raised rim on all sides
- 5-leg, cast aluminum base with bumper guards
- 2" dual wheel, soft roll casters
- One easy to remove drop-in bin/10³/₄" L x 8¹/₄" W x 3¹/₂" D
(28 cm L x 21 cm W x 9 cm D)

6900-B

top	width 27 ¹ / ₄ " 70 cm	depth 18" 46 cm
base diameter	24" 60.96 cm	
height range	27 ¹ / ₄ " – 42 ¹ / ₄ " 69 cm – 107 cm	



6901



6900



6900-B

(Supplies shown on all models not included)

All blood drawing products are non-returnable unless they are unused in unopened, original packaging.

! WARNING: Products featured on this page can expose you to chemicals, including chromium, which is known to the State of California to cause cancer or reproductive toxicity.

For more information go to www.P65Warnings.ca.gov.

SPECIALTY PHLEBOTOMY STANDS



Half Round, Stationary, Padded Phlebotomy Stand

- Vinyl upholstered, padded surface
- Easy-clean, 10³/₄" L x 8¹/₄" W x 3¹/₂" D plastic bin (28 cm L x 21 cm W x 9 cm D)
- Chrome plated steel pole with knob-lock height adjustment
- 5-leg, cast aluminum base with black, non-marking, nylon glides

6940		
top	depth 22" 56 cm	radius width 11" 28 cm
base diameter	23" 58 cm	
height range	30" – 38" 76 cm – 97 cm	

6940 Demo



! WARNING: This product can expose you to chemicals, including chromium, which is known to the State of California to cause cancer or reproductive toxicity.

For more information go to www.P65Warnings.ca.gov.



Half Round, Stationary, ClintonClean™ Phlebotomy Stand

- ClintonClean™ solid plastic top
- Easy-clean, 11" L x 8¹/₄" W x 3¹/₂" D plastic bin (28 cm L x 21 cm W x 9 cm D)
- Chrome plated steel pole with knob-lock adjustment
- 5-leg, cast aluminum base with black, non-marking, nylon glides

6950		
top	depth 22" 56 cm	radius width 11 ¹ / ₂ " 29 cm
base diameter	23" 58.42 cm	
height range	30" – 38" 76 cm – 97 cm	

6950 Demo



! WARNING: This product can expose you to chemicals, including chromium, which is known to the State of California to cause cancer or reproductive toxicity.

For more information go to www.P65Warnings.ca.gov.

TREATMENT CABINETS

Molded Top, Bedside Cabinet

- Easy-clean, laminate base
- 1 self-closing drawer and door
- 1 adjustable shelf
- One-piece, vacuum-formed, gray, haircell textured top rimmed on all sides
- Laminate drawer glides on nylon rollers
- Concealed, adjustable, soft-close, door hinges

8711-A	width	depth	height
	18"	16"	28 3/4"
	44 cm	41 cm	73 cm



8811-A

Mobile, Molded Top, Bedside Cabinet

- Easy-clean, laminate base with plastic bumpers
- 1 self-closing drawer and door
- 1 adjustable shelf
- One-piece, vacuum-formed, gray, haircell textured top rimmed on all sides
- Laminate drawer glides on nylon rollers
- Concealed, adjustable, soft-close, door hinges
- Mounted on 2" dual wheel casters

8720-A	width	depth	height
	18"	16"	29 1/4"
	46 cm	41 cm	74 cm



8720-A

Moulded Top, Treatment Cabinet with 2 Drawers and 2 doors

- Easy-clean, laminate base with plastic bumpers
- One-piece, vacuum-formed, gray, haircell textured top rimmed on all sides
- Smooth glide tracks for easy open and close
- Self-closing, smooth-glide, drawers with metal sides hold up to 75 lbs. (34 kg)
- Concealed, adjustable, soft-close, door hinges
- Cabinet is mounted on 3" dual wheel, swivel casters

8922-A	width	depth	height
	24 1/2"	18 3/8"	35"
	62 cm	47 cm	89 cm



8922-A

Molded Top, Treatment Cabinet with 2 Doors & 1 Drawer

- Easy-clean, laminate base
- One-piece, vacuum-formed, gray haircell textured top rimmed on all sides,
- 1 adjustable shelf
- Self-closing, smooth-glide, drawer with metal sides holds up to 75 lbs. (34 kg)
- Concealed, adjustable, soft-close, door hinges

8821-A	width	depth	height
	24 1/2"	18 3/8"	35"
	62 cm	47 cm	89 cm



8821-A

Moulded Top, Mobile, Treatment Cabinet with 2 Doors & 1 Drawer

- Easy-clean, laminate base with plastic bumpers
- One-piece, vacuum-formed, gray, haircell textured top rimmed on all sides
- 1 adjustable shelf
- Self-closing, smooth-glide, drawer with metal sides holds up to 75 lbs. (34 kg)
- Concealed, adjustable, soft-close, door hinges
- Cabinet is mounted on 3" dual wheel, swivel casters

8921-A	width	depth	height
	24 1/2"	18 3/8"	35"
	62 cm	47 cm	89 cm



8921-A

Moulded Top, Treatment Cabinet with 5 Drawers

- Easy-clean, laminate base
- One-piece, vacuum-formed, gray, haircell textured top rimmed on all sides
- Smooth glide tracks for easy open and close
- Self-closing, smooth-glide, drawers with metal sides hold up to 75 lbs. (34 kg)

8805-A	width	depth	height
	24 1/2"	18 3/8"	35"
	62 cm	47 cm	89 cm



8805-A

Moulded Top, Mobile, Treatment Cabinet with 5 Drawers

- Easy-clean, laminate base with plastic bumpers
- One-piece, vacuum-formed, gray, haircell textured top rimmed on all sides
- Self-closing, smooth-glide, drawers with metal sides hold up to 75 lbs. (34 kg)
- Self-closing drawers with bumpers
- Cabinet is mounted on 3" dual wheel, swivel casters

8950-A	width	depth	height
	24 1/2"	18 3/8"	35"
	62 cm	47 cm	89 cm



8950-A

WARNING: Products featured on this page can expose you to chemicals, including 1, 3-Butadiene which is known to the State of California to cause cancer or reproductive toxicity.

For more information go to www.P65Warnings.ca.gov.

WARNING: Products featured on this page can expose you to chemicals, including 1, 3-Butadiene which is known to the State of California to cause cancer or reproductive toxicity.

For more information go to www.P65Warnings.ca.gov.



800-441-9131 • 717-848-3519

Toll-Free Fax 866-522-1233

Fax 717-843-5871

www.clinton-ind.com