


2570/2571 Blood Drawing Chair Parts List



PARTS LIST

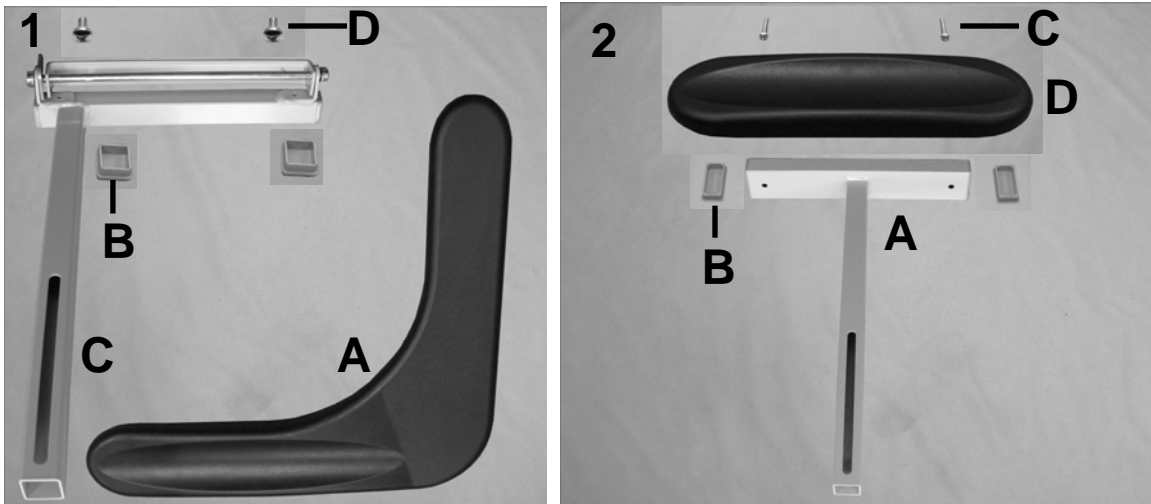
Image Number	Note	Part Number	Description	QTY per Product
1	A,B,F	226101	WELDED MAIN FRAME (570-573 B STYLE)	1
1A		501060	5/16" METAL GLIDE INSERT 570/571	4
1B		500350	GLIDE NON-SWIVEL ZINC 5/16X1" NP LN	4
2	C,D,E,F	705300	BLACK SHELL SEAT	1
2	C,D,E,F	501700	12-10x3/4 HEX HD. THRD. FORM SMS 570/571	4
3	C, D, E	501210	STAR KNOB, BLK 1/4-20 X 1 1/2" STL STUD	1*
3	F	501215	STAR KNOB, BLK 5/16-18 X 1 1/2" STL STUD	1*
4	C	226250	570 ARM COLUMN SLAT (570-575)	2*
5	D	400880	ANGLE BRACKET WITH HOLE	1*
6	E, F	701035	SQUARE INSERT W/BUTTON	1*

NOTES

Note	Description
A	Part #'s 226101 , 701035 & 501060 MUST be ordered together when ordering MAIN FRAME
	Older versions identified in note C & D are NOT available.
B	This frame can only be retro-fitted for 571 's versions mentioned in notes "E" & "F" ONLY
C	Chair models WITHOUT an "A" or "B" in the serial # (EXAMPLE: 571555555)
D	Chair models WITH an "A" in the serial # AND made PRIOR to December 1st, 2008 (EXAMPLE: 570 A 555555)
E	Chair models WITH an "A" in the serial # AND made AFTER to December 1st, 2008 (EXAMPLE: 570 A 555555)
F	Chair models WITH a "B" in the serial # (EXAMPLE: 570 B 555555)
*	QTY = PER ARM COLUMN

2570/2571 Blood Drawing Chair Parts List


For "A" and "B" model chairs



PARTS LIST

Image Number	Note	Part Number	Description	QTY per Product
1	A, B,	226270	WELDED ARM SUPPORT ASSM KIT 570,571,572,573,574,575	1
1B	A,B,D	700700	SQ 1" CAP, GRAY	2
1C	A,B,D	226215	WELDED HINGED ARM SUPPORT	1
1C	A,B,D	402757	STOP-BRACKET, L-SHAPED ARM (570 style)	1
1C	A,B,D	226218	HINGE - BLOOD CHAIR ARM	1
1C	A,B,D	243270	5/16" SS ROD FOR SIDE TABLE	1
1C	A,B,D	500750	5/16" PUSHNUT FASTENER NICKEL	2
1D	A, B	566557	1/4-20 X 3/8" PAN HEAD PHILLIPS MACHINE SCREW	2
1A	A, B	708010	L-ARM, URETHANE, BLOOD CHAIR	1
2	C	226255K	WELDED ARM COLUMN ASSM. SM URETH ARM KIT	1
2A	C	226255	WELDED ARM COLUMN ASSM. SM URETH ARM	1
2B	C, D	701010	1X2X18 RECT INSERT CAP/GLIDE LT.GRAY	2
2C	C	566505	SCREW-MACH 1/4-20 X 1 1/4 RND PHILLIP M/S ZINC	2
2D	C	708020	ARMREST URETHANE, BLOOD CHAIR	1
Note	Description			
A	Used on both models - 570 & 571			
B	For ALL chair models WITH an "A" or "B" in the serial # (EXAMPLE: 571 A 555555)			
C	For 571 chair models WITH an "A" or "B" in the serial # (EXAMPLE: 571 A 555555)			
D	It is NOT recommended that these parts be sold separately however in special cases they can be.			
	<i>Left & Right is determined - as if sitting in the chair</i>			

2570/2571 Blood Drawing Chair Parts List



PARTS LIST


Image Number	Note	Part Number	Description	QTY per Product
1	B,C,E	267450	CABINET KIT FOR BLOOD CHAIRS	1
1A	A,B,C,G	267405	CABINET ASSM. COMPLETE (570 STYLE)	1
1A	H	708020	ARMREST URETHANE, BLOOD CHAIR	1
	H	566505	SCREW-MACH 1/4-20 X 1 1/4 RND PHILLIP M/S ZINC	2
1C	H	566516	SCREW-MACH 10-24 X 2 PAN PHILLIP M/S ZINC	4
1C	H	566302	WASHER-#10 SAE F/W ZINC	4
1C	H	566203	NUT-10-24 HEX NYLON LOCK NUT ZINC	4
1B	B,C,G	226340K	WELDED CABINET SUPPORT ASSM. KIT	1
1B	H	226340	WELDED CABINET SUPPORT ASSM.	1
1B	H	700700	SQ 1" CAP, GRAY	2
2 & 3	D,F,G	226248	PIVOT ARM ASSM KIT-570 "A" & "B" STYLE	1
2	H	267300	570 ARM ASSEMBLY-WOOD SET	1
2A	H	566536	SCREW-TAP 10 X 1 3/4 RND STD WASHER SQ T/S ZINC	4
3	D,G	226360K	WELDED PIVOT ARM COLUMN KIT	1
3	H	226360	WELDED PIVOT ARM COLUMN HD (574-575 STYLE)	1
3	H	701010	1X2X18 RECT INSERT CAP/GLIDE LT.GRAY	2

NOTES

Note	Description
A	570 Chair models WITH or WITHOUT an "A" or "B" in the serial #
B	570 Chair models with "A" in the serial # made ON or AFTER June 06, 2007 (EXAMPLE: 570 A 555555)
C	570 Chair models with "B" in the serial # (EXAMPLE: 570 B 555555)
D	570 or 571 chair models WITH an "A" or "B" in the serial #.
E	This KIT includes everything shown in image 1.
F	This KIT includes everything shown in image 2 & 3.
G	Can be ordered as a stand-alone item
H	It is NOT recommended that these parts be sold seperately however in special cases they can be.
	<i>Left & Right is determined - as if sitting in the chair</i>

2570/2571 Blood Drawing Chair Parts List

*For chair models **WITHOUT** "A" or "B"*



PARTS LIST

Image Number	Note	Part Number	Description	QTY per Product
1	A	267301	ARM REST (BLOOD DRAWING CHAIRS)	1
2 & 3	B, C	226247	PIVOT ARM ASSM KIT-570 (NOT "A") STYLE	1
2	D	267300	570 ARM ASSEMBLY-WOOD SET	1
2A	D	566536	SCREW-TAP 10 X 1 3/4 RND STD WASHER SQ T/S ZINC	4
3	B	226200	WELDED ARM COLUMN, NO SLOT (570 THRU 575 & WOOD ARMS)	1
3	B	701010	1X2X18 RECT INSERT CAP/GLIDE LT.GRAY	2

NOTES

Note	Description
A	For ALL 571 chair models WITHOUT an "A" or "B" in the serial #
B	For ALL 570-571 chair models WITHOUT an "A" or "B" in the serial #
C	This KIT includes everything shown in image 2 & 3.
D	It is NOT recommended that these parts be sold seperately however in special cases they can be.
	<i>Left & Right is determined - as if sitting in the chair</i>

For additional options please see:

IV POLE OPTIONS PAGE