



Screen Model: 373-374

Flat Panel Aluminum Folding Screen

PLEASE READ AND FAMILIARIZE YOURSELF WITH ALL INSTRUCTIONS BEFORE USING THIS PRODUCT.

If you have trouble understanding these instructions contact your dealer or Winco customer support, (800) 237-3377 before attempting to use this product; otherwise injury may occur.

Winco assumes no responsibility for damage or injury caused by improper assembly, installation, use, or maintenance of these products.



1. READ AND FOLLOW ALL DIRECTIONS.
2. SAVE THESE INSTRUCTIONS for future reference and training.
3. NEVER place screen on a cart, table, stand or other object; Screen could fall and INJURY MAY OCCUR.
4. NEVER place screen near open flame or over a radiator or heat register.
5. NEVER place screen in front of a door or exit sign; During emergency, screen could hinder evacuation.
6. NEVER stand or ride on screen legs; INJURY MAY OCCUR.
7. DO NOT allow children to play with screen; Screen could fall and INJURY MAY OCCUR.
8. DO NOT attach object to screen frame; Screen can tip over and INJURY MAY OCCUR.
9. SUFFOCATION DANGER to children if vinyl is not attached to screen. VINYL SCREEN IS NOT A TOY.
10. Screen should ALWAYS be positioned on level surface.
11. Remove from service, any screen with broken or missing parts, torn vinyl, or other visible damage.
12. Screen is not intended for use in wet environments.
13. Screen is not recommended for outdoor use.

Hardware Included

▪ [A] Leg x 4 ea.

▪ [B] Leg x 2 ea. (model 373) x 4 ea. (model 374)



2" Carriage Bolt x 2



1 1/4" Carriage Bolt x 2 (model 373)
x 4 (model 374)



Nylon Lock Wing-nut x 4 (model 373)
x 6 (model 374)



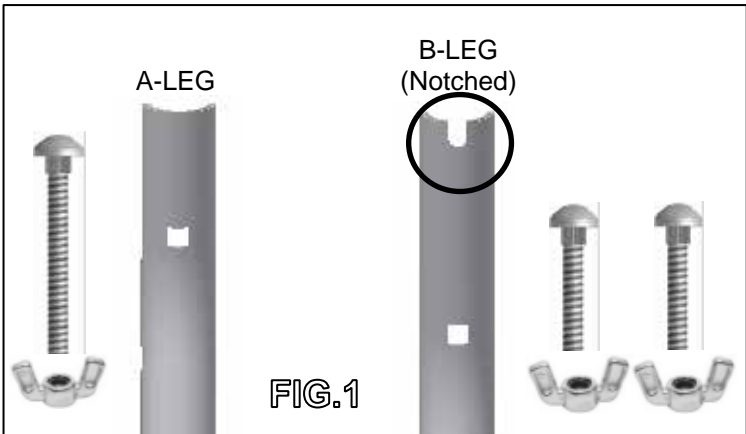
Plastic Screen Hinge x 2
(EXTRA for future screen attachment)

Assembly Instructions



No Tools Necessary

1. Identify the legs and their hardware to attach. **(FIG.1)**




2. Stand the screen upside down. (FIG.2)



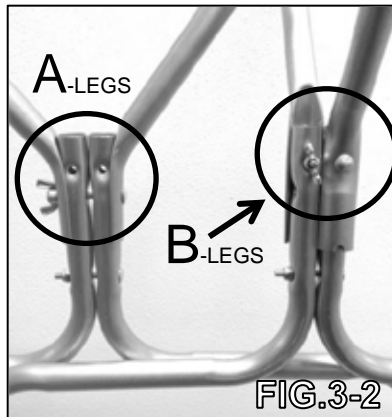
3. You will be installing the legs in the following order:

Model 373: A-Leg, B-Leg, A-Leg (FIG.3-1)

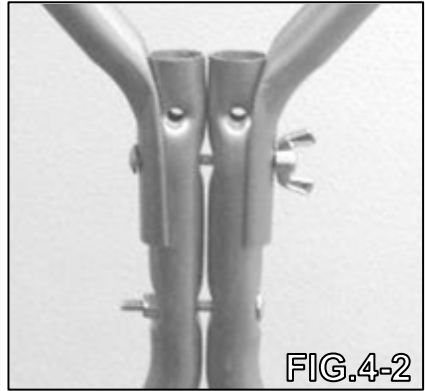

Model 374: A-Leg, B-Leg, A-Leg, B-Leg (FIG.3-1)



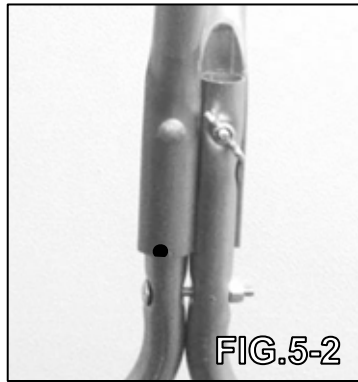
IMPORTANT: Notice that the A-legs are installed, positioned differently than the B-legs (FIG.3-2)




4. Starting with either end of the screen panel install a pair of **A-LEGS** using (1) 2" CARRIAGE BOLT and (1) NYLON-LOCK WING-NUT. (FIG.4-1 & 4-2)



5. Next, on the adjacent panel, install a pair of **B-LEGS** (notched) using (2) 1/4" CARRIAGE BOLTS and (2) NYLON-LOCK WING-NUTS. (FIG.5-1, 5-2)



NOTE: CARRIAGE BOLT must go through the square hole of the B-Leg 1st. (FIG.5-3)



6. Next, on the adjacent panel, install a pair of **A-LEGS** using (1) 2" CARRIAGE BOLT and (1) NYLON-LOCK WING-NUT. (**FIG.4-1, 4-2**)
7. **For model 374 ONLY:**
On the adjacent panel, install another pair of **B-LEGS** using (2) 1¼" CARRIAGE BOLTS and (2) NYLON-LOCK WING-NUTS. (**FIG.5-1, 5-2, 5-3**)
8. Stand Screen right-side up.

Assembly Completed



NOTE: (2) Extra hinges are provided to attach future screen panels.

Operating Instructions

If your screen should "wobble" or rock from side to side after assembly, press down on the top of the screen panels so that ALL screen panel legs are resting on the ground. (**FIG.6**)



To eliminate gaps between screen panels (**FIG.7-1**), rotate the screen hinge towards you. (**FIG.7-2**)



To attach 2 screen panels together, line up a panel with the **PLASTIC SCREEN HINGE** (**FIG.8-1**) and squeeze until the panel pops into place. (**FIG.8-2**)



Other Quality Winco Medical Furnishings You May Be Interested In:



Clinical Recliners




Exam Tables



Convalescent (LTC) Recliners



Ring Binder Carts



Privacy Screens



Phlebotomy Chairs



Specialty Chair Transfer Chairs



Stools



Room Chairs

Visit us online at www.wincomfg.com



LIMITED WARRANTY

• 5516 SW 1st Lane • Ocala, FL 34474
• Phone (352) 854-2929 • (800) 237-3377
• Fax (352) 854-9544
• www.wincomfg.com
• customerservice@wincomfg.com

TERMS

Winco Mfg., LLC. warrants this product to be free of manufacturer's defects in material and workmanship, provided that the product is used according to normal operating conditions and proper maintenance intended by manufacturer. This warranty is available only to the original retail purchaser, is non-transferable and commences on the date of retail sale; proof of purchase required.

Limited One Year Product Warranty: Winco Mfg., LLC warrants the complete product for one (1) year. At Winco Mfg., LLC. sole discretion, it may repair or replace any components freight free that are found to be defective during the first year. *Winco Mfg., LLC. shall not be liable for any labor, or any other costs incurred as a result of or in conjunction with a warranty claim.*

Limited Three Year Warranty: Winco Mfg., LLC warrants recliner mechanisms, electrical components, vinyl panels and Vinyl on upholstered parts [from cracking or delaminating] pressurized gas springs, and casters, when new, for a period of three (3) years. At Winco Mfg., LLC.'s Sole discretion, it may repair or replace components found to be defective. *Winco Mfg., LLC. shall not be liable for any labor, shipping or any other costs incurred as a result of or in conjunction with a warranty claim.*

Limited Lifetime Frame Warranty: Winco Mfg., LLC warrants steel and aluminum base frames for all products, when new, for the lifetime of the original purchaser. This limited warranty does not apply to paint/finish or any components attached to the frame such as; upholstery, foam, casters, mechanisms or related parts that are covered under above warranties. *Winco Mfg., LLC shall not be liable for any labor, shipping or any other costs incurred as a result of or in conjunction with a warranty claim.*

The purchaser's exclusive remedy under this warranty shall be limited to such repair or replacement of defective components at Winco Mfg., LLC sole discretion. For warranty service, contact the dealer that the product was originally purchased from or Winco Mfg., LLC directly.

EXCLUSIONS

There are no other warranties, conditions, representations or guarantees, express or implied, made or intended by Winco Mfg., LLC and all other warranties, conditions, representations or guarantees including any warranties, conditions, representations or guarantees under any Sale of Good Act or Like legislation or statute is hereby expressly excluded. Any and all other implied warranties shall not extend beyond the duration of the express warranty. Liability for incidental or consequential damages is excluded to the extent permitted by law. Some states do not allow the exclusion or limitation so the above limitation or exclusion may not apply to you. This warranty gives you specific legal rights. In addition you may also have other rights, which vary from state to state.

GENERAL PROVISIONS

No warranty herein contained or set out shall apply when damage or repair is caused by any of the following:

1. Damage in transit.
2. Accident, alteration, abuse or misuse of product i.e. exceeding weight capacities, applying inordinate pressure to footrest/leg rest, use in Mental Health facilities like institutions or, any unintended use of the product or use in unintended environments (i.e. outdoor, showers, MRI rooms, etc..)
3. Fire, water damage, theft, war, riot, hostility, acts of God.

Examples contained in this list are not to be construed as all-inclusive.



Design, appearance, parts, & construction are subject to change without notice