




6530-6531 Care Cliner Parts List



PARTS LIST				
Image Number	Note	Part Number	Description	QTY per Product
1	D	404500	CASTER, STEEL 5" TOTAL LOCK	4
VERSION 1				
2	A	400550	CASTER, NYLON 5" TOTAL LOCK	3
2	A, C	400560	CASTER, NYLON 5" DIRECTIONAL LOCK	1
VERSION 2				
3	B	400570	CASTER, NYLON 5" TOTAL LOCK W/PRECISION BEARING WHEEL	3
3	B, C	400580	CASTER, NYLON 5" DIRECTIONAL LOCK W/PRECISION BEARING WHEEL	1
1,2,3		702250	CASTER INSERT, 1" RND X 16 - 18 GA	4
1,2,3		566506	SCREW-MACH 1/4-20 X 1 1/2 RND PHIL M/S ZINC	4
1,2,3		566204	NUT-1/4-20 HEX NYLON LOCKNUT ZINC	4
4		244675	653A MAIN FRAME WELDED	1
NOTES				
Note	Description			
A	VERSION 1 = 653's made BEFORE serial # 653A111345			
B	VERSION 2 = 653's made from serial # 653A111345 to Present			
C	400560 or 400580 is installed on the LEFT REAR of chair frame. (DARK GRAY BRAKE TAB)			
D	404500 are for ALL versions of 6531 models			
	<i>Left & Right is determined - as if sitting in the chair</i>			

6530-6531 Care Cliner Parts List





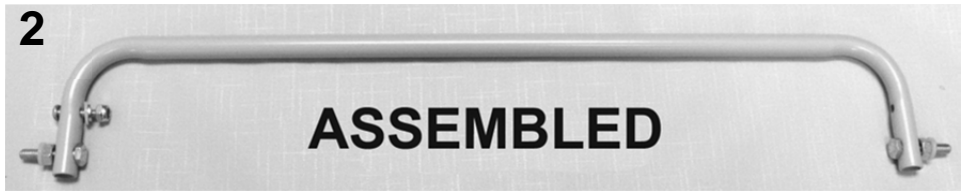
PARTS LIST

Image Number	Note	Part Number	Description	QTY per Product
1		216730K	557A STYLE SEAT FRAME KIT	1
1	A	216730	WELDED SEAT FRAME 557A	1
1	A	566515	SCREW-MACH 10-24 X 1 3/4 PAN PHILLIP M/S ZINC	4
1	A	700700	SQ 1" CAP, GRAY	2
2		200800K	653 MECHANISM KIT	1
2	A	400810	MECH 525/529/653 LEFT SIDE	1
2	A	400820	MECH 525/529/653 RIGHT SIDE	1
2	A	402670	MID OTTOMAN BRKT LEFT	1
2	A	402680	MID OTTOMAN BRKT RIGHT	1
2A	A	566506	SCREW-MACH 1/4-20 X 1 1/2 RND PHIL M/S ZINC	6
2B, 3	A	566401	BOLT-CARRIAGE 1/4-20 X 1 1/2 ZINC	4
2	A	566504	SCREW-MACH 1/4-20 X 3/4 RND PHILLIP M/S ZINC	4
2A, 2B, 3	A	566204	NUT-1/4-20 HEX NYLON LOCKNUT ZINC	14
3	B	216740K	557A STYLE SEAT FRAME W/MECH KIT	1
4		704300	SAFETY SHIELD, BLACK (L&R PAIR)	1 PAIR

NOTES

Note	Description
A	It is NOT recommended that these parts be sold separately however in special cases they can be.
B	All parts listed above are included in this kit

6530-6531 Care Cliner Parts List



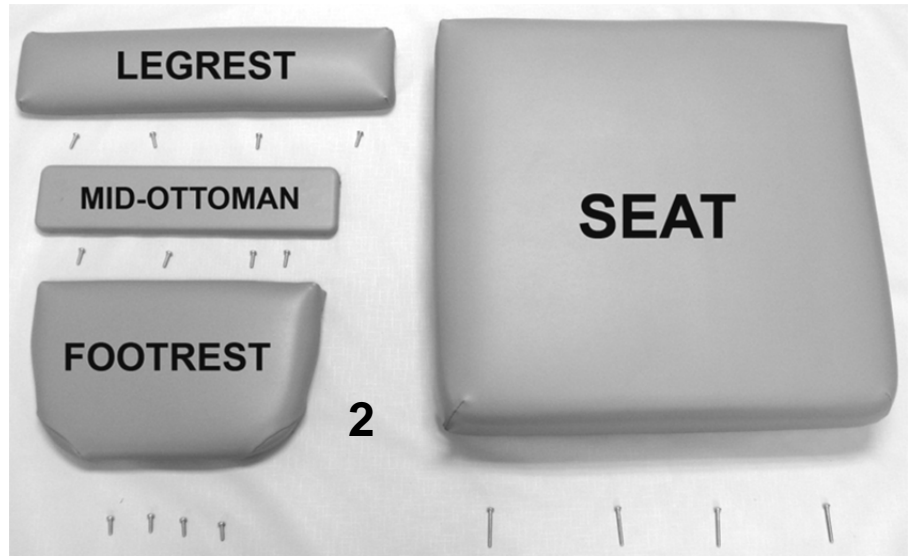

PARTS LIST

Image Number	Note	Part Number	Description	QTY per Product
1		243204W	BACK FRAME W/WEBBING (653-655-690-694)	1
1	A	200025	CLEVIS/COTTER PIN ASSM. KIT	2
2		243205K	653 RELEASE HANDLE ASSM KIT	1
2	D	243205	653 RELEASE HANDLE	1
2	D	566512	SCREW-MACH 10-24 X 1 PAN PHILLIP M/S ZINC	1
2	D	566321	WASHER-SBUP 3/16 STEEL BACK WASHER	1
2	D	566219	CAP NUT, 10-24 STAINLESS STEEL	1
2	D	566310	WASHER-1/4 NYLON F/W (.275 X .50 X .0625)	3
2	D	566407	BOLT-1/4-20 X 1 1/4 HEX CAP SCREW GR 5 ZINC	2
2	D	566200	NUT-1/4-20 HEX FINISH NUT ZINC	2
3	B	U0208XX	UPHOLSTERED BACK	1
3	B, C	HC00-XX	HEADREST COVER	1
4A		203500	CONTROL CABLE REPLACEMENT KIT	1
N/A	D	566219	CAP NUT, 10-24 STAINLESS STEEL	1
4A	D	403500	CONTROL CABLE 34"	1
4B		200025	CLEVIS/COTTER PIN ASSM. KIT	2
4C	E	205210	CLINICAL CHAIR GAS CYL. W/OPERATOR ASSMD & ADJUSTED	1

NOTES

Note	Description
A	Parts are included with 243204W
B	XX- Use color code for specific part number i.e. 02 - Royal Blue
C	HEADREST COVER is a separate item & is NOT included with the uph. back when ordering
D	It is NOT recommended that these parts be sold seperately however in special cases they can be.
E	When ordering it is reccommended that part # 200025 be ordered as well.
OPTIONS	For TB133 Add TB after Part Number i.e. U020802 TB
	For HM/HT option add HM or HT after TB option i.e. U020802 TBHM
	Use 00 if option is not needed i.e. U020802 00 HM for upholstered back without TB & with HM/HT

6530-6531 Care Cliner Parts List





PARTS LIST				
Image Number	Note	Part Number	Description	QTY per Product
1	A, B	U1403XX	FRONT APRON	1
1	A, B	U1503XX	REAR APRON	1
1		229910	APRON SLAT, FRONT (653 STYLE)	2
1		566534	SCREW-TAP 10 X 3/4 RND WASHER SQ T/S ZINC	13
2	A, B	U1003XX	UPHOLSTERED LEGREST	1
2	A, B	U1201XX	UPHOLSTERED MID-OTTOMAN	1
2	A, B	U1104XX	UPHOLSTERED FOOTREST	1
2		566511	SCREW-MACH 10-24 X 3/4" PAN PHIL M/S ZINC	12
2	A, B, F	U0301XX	UPHOLSTERED SEAT	1
2		566515	SCREW-MACH 10-24 X 1 3/4" PAN PHILLIP M/S ZINC	4
N/A	C, F	490014	JUMPER , SEAT HEATING ELEMENT TO CONTROL MOD.	1
VERSION 2				
3	A, C, D	U0605XX	653A STYLE SIDE PANEL (LEFT)	1
3	A, C-E	U0705XX	653A STYLE SIDE PANEL (RIGHT)	1
3	G	566510	SCREW-MACH 10-24 X 1/2 PAN PHIL MACHINE SCREW	6
VERSION 1				
4	C, D	Call for Part #	653 OLD STYLE SIDE PANEL (LEFT)	1
4	C, D	Call for Part #	653 OLD STYLE SIDE PANEL (RIGHT)	1
NOTES				
Note	Description			
A	XX- Use color code for specific part number i.e. 02 - Royal Blue			
B	Screws needed to attach this product are included			
C	Need to ask for serial #, i.e 653AXXXXXX. Serial #'s with an A need to order the A model side panel.			
D	Taller end of side panel being the FRONT of chair			
E	For Heat & Massage or Heat only option SEE HEAT & MASSAGE PAGE			
F	Chairs with HM option made PRIOR to June, 01 2007 will need to order 490014 @ NO ADDITIONAL CHARGE			
G	This screw replaces the thumb-screw and nylon washer.			
OPTIONS	For TB133 Add TB after Part Number i.e. U0301XX TB			
	For HM/HT option add HM or HT after TB option i.e. U0301XX TBHT (SEE "Note F" for additional info)			
	For Liquicell option add LC after the TB and/or HM/HT option i.e. U0301XX TBHTLC			
	Use 00 if option is not needed i.e. U0301XX 00HTLC For Upholstered Seat without TB w/ HT & LC			

6530-6531 Care Cliner Parts List



PARTS LIST				
Image Number	Note	Part Number	Description	QTY per Product
1	A,G	U0101XX	VERSION 1 651-653 UPHOLSTERED ARMRESTS (PAIR)	1 pair
2	B,C,D,E,G	U0105XX	VERSION 2, 3, & 4 653A UPHOLSTERED ARMREST	2
3	E	705030	ARM TRAY, INJECT MOLDED 529-653 STYLE	2
4	F	566589	SCREW-MACH 10-24 X 5/8" HEX WASHER SLOT M/S ZINC	6
NOTES				
Note	Description			
A	VERSION 1 Armrest for Models PRIOR to the year 2000 (MUST BE SOLD IN PAIRS)			
B	VERSION 2 Armrest for Models January 2000 to July 2005 (<u>MUST BE SOLD IN QUANTITIES OF 2</u>)			
C	VERSION 3 Armrest for Models August 2005 to Oct. 10, 2010 (<u>OKAY FOR SINGLE ARM SALES</u>)			
D	VERSION 4 Armrest for Models Oct. 11, 2010 to Present (<u>OKAY FOR SINGLE ARM SALES</u>)			
E	For VERSION 4 model ONLY. Tray is sold separately. Does NOT have to be ordered w/ replacement arms			
F	566589-Screws will fit ALL VERSIONS of armrest and are INCLUDED when ordering arms - (3) per arm			
G	XX- Use color code for specific part number i.e. 02 - Royal Blue			
OPTIONS	For TB133 Add TB after Part Number i.e. U0105XX TB			
	For clear vinyl option add CV after the TB option i.e. U0105XX TB00CV			
	Use 00 in place of options code if unavailable i.e. U0105XX TB00CV For Uph. Arm w/ TB without HM & w/ CV			

6530-6531 Care Cliner Parts List




PARTS LIST

Image Number	Note	Part Number	Description	QTY per Chair
	A		VERSION 1	
1	B	261615	SIDETABLE w/CUPHOLDER INSTALLATION KIT WELDED-BRKT STYLE	2
1	C	700420	SIDE TABLE BLOW MOLDED PLASTIC VERSION ONE W/CUP HOLDER	2
1	C	301300	SIDE TABLE HINGE BKT L/R (PR)	2
1	C	566300	WASHER-10 INTERNAL TOOTH WASHER ZINC	4
1	C	566509	SCREW-MACH 10-24 X 3/8 PAN PHIL M/S ZINC	4
1	C	243273	THREADED ROD FOR SIDE TABLE KIT	4
1	C	566205	NUT-5/16-18 HEX NYLON LOCK NUT ZINC	8
	A		VERSION 2	
2		261650	WELDED BRKT. SIDE TABLE/COVER INSTALL KIT	2
2	C	700425	SIDE TABLE, BLOW MOLDED (USED W/COVER)	2
2	C	700426	COVER, INJECTION MOLDED (FOR SIDE TABLE)	2
2	C	203150	SIDE TABLE HINGE BRKT (PR), GRAY	2
2	C	566561	#12 X 3/4" PANHEAD PHILLIPS TAP SCREW, ZINC	8
2	C	243270	5/16 SS ROD FOR SIDE TABLE	2
2	C	243273	THREADED ROD FOR SIDE TABLE KIT	2
2	C	566205	NUT-5/16-18 HEX NYLON LOCK NUT ZINC	4

NOTES

Note	Description
A	VERSION 1 side table is ¾ inches thick. VERSION 2 side table is 1 ¼ inches thick.
B	Assembly includes top rod ONLY. If bottom rod is needed MUST order (1) 243273 & (2) 566205 per side table
C	It is NOT recommended that these parts be sold seperately however in special cases they can be.

6530-6531 Care Cliner Parts List



PARTS LIST				
Image Number	Note	Part Number	Description	QTY per Product
VERSION 1				
1	A, B	U0712XX	653A UPH SIDE PANEL ONLY (FOR M1/H1 ROUND SWITCH)	1
2	A, B	U0705XX00M1	UPHOLSTERED SIDE PANEL W/ HM SWITCH ASSEMBLY KIT	1
2	A, B	U0705XX00H1	UPHOLSTERED SIDE PANEL W/ HT SWITCH ASSEMBLY KIT	1
VERSION 2				
1	A, B	U0714XX	653A UPH SIDE PANEL ONLY (FOR HM/HT MEMBRANE SWITCH)	1
2	A, B	U0705XX00HM	UPHOLSTERED SIDE PANEL W/ HM MEMBRANE ASSEMBLY KIT	1
2	A, B	U0705XX00HT	UPHOLSTERED SIDE PANEL W/ HT MEMBRANE ASSEMBLY KIT	1
NOTES				
Note	Description			
A	Customers will have to CALL customer service [with serial #] to verify correct " VERSION "			
B	XX- Use color code for specific part number i.e. 02 - Royal Blue			

For additional options please see:

[**HM-HT OPTIONS PAGE**](#)

[**IV POLE OPTIONS PAGE**](#)