



Pointe Exam Table Series

ADIME996-30-BLU

ADIME996-30-BLK

ADIME996-30-HR-BLU

ADIME996-30-HR-BLK



ADIME996-30-HR-BLU

Pointe ADA-Compliant Power Exam Table
with Handrails



ADIME996-30-BLU

Pointe Power Exam Table

The **Pointe Power Exam Table** redefines medical examinations by blending clinical functionality with a modern aesthetic. Ergonomically engineered for patient dignity and practitioner efficiency, it features a dual-control system for fluid electric height adjustments via a handheld remote or heavy-duty foot pedal. This operational brilliance is complemented by a gas-spring backrest and manual seat adjustments, providing the tactile precision needed for specialized patient positioning.

Universal accessibility is the cornerstone of the Pointe's design, offering two distinct paths to ADA compliance. To facilitate effortless transfers, the table is available in a height-compliant configuration with a low-entry profile and a 396 lb. weight capacity. For practices requiring maximum support, the Pointe is also available with integrated ADA-compliant handrails. These modular rails provide a secure grip and can be positioned at the front or rear of the table to fit any room layout. Combined with an extendable leg rest, the Pointe ensures that comprehensive care is never hindered by physical barriers.

Beyond its core functionality, the Pointe Power Exam Table is thoughtfully equipped with advanced, integrated stirrups designed to prioritize patient comfort and practitioner precision during gynecological and specialized examinations. Complementing this focus on clinical utility, a front-facing storage drawer keeps essential diagnostic tools within arm's reach, while a secondary storage bay tucked beneath the backrest houses two spare paper rolls to ensure you are never caught unprepared. Integrated features like the accessible rear paper roll dispenser and the pull-out stainless steel basin allow for rapid room turnover, maintaining a sterile environment without sacrificing time. Available in a tailored palette of Black or Midnight Express, the Pointe Power Exam Table is more than an investment; it is a bold statement of commitment to quality, inclusivity, and the future of healthcare.

- Dual controls with handheld remote and foot pedal allow effortless height adjustment.
- Gas spring–assisted backrest adjusts smoothly from 0° to 70° for precise positioning.
- Rear paper roll holder and pull-out basin streamline cleaning and room turnover.
- Pull-out leg rest offers extra length and comfort for taller patients.

- Front storage drawer keeps essential tools within easy reach.
- Under-backrest storage holds up to two spare paper rolls for continuous use.
- Antimicrobial upholstery resists pathogens and cleans quickly between patients.

Upholstery Colors

Midnight Express
#ADI996-30-BLU

Black
#ADI996-30-BLK

Features



Specifications

Materials	Steel, Foam
Net Weight	396 lbs.
Overall Dimensions	55.1" L x 28.3" W x 16.9" – 28.7" H
Overall Overall Length with Footrest	72.12" L
Back Section Angle	0° ~ 70°
Table Height Adjustment	15.5"
Weight Capacity	396 lb.
Back Section Mattress Thickness	5.1"
Seat Section Mattress Thickness	3.9"
Stirrup Outward Rotation	135°
Stirrup Length	16.5"
Foot Rest Dimensions	17" L x 20" W
Pull-Out Basin Dimensions	12" L x 9.75" W
Storage Drawer Dimensions	12" L x 16.75" W x 4" H
Compatible Paper Roll Size	21" Length
Power Cord Length	9.84'

Pointe ADA-Compliant Power Exam Table with Handrails



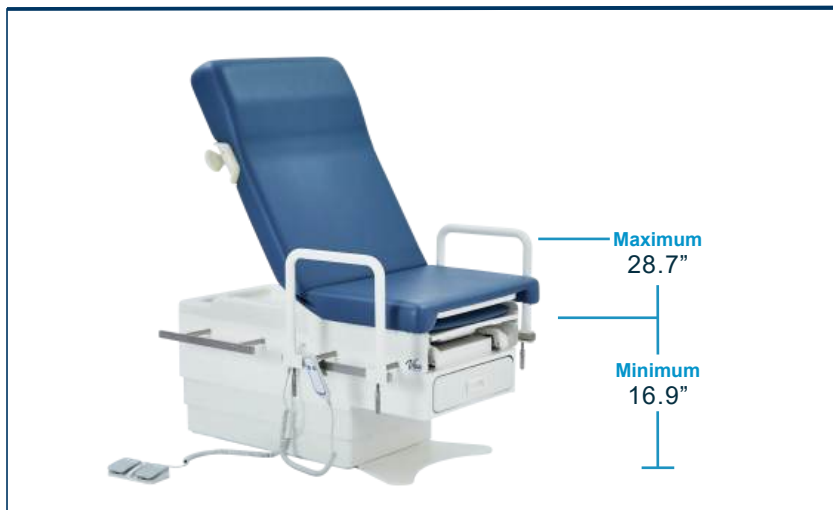
396 lbs.
weight capacity

- ADA-compliant design features integrated handrails and optimized height for safe, stable patient transfers.
- Included handrails feature a modular design, allowing them to be positioned at either the front or rear of the table to accommodate different room configurations and patient entry needs.
- Includes all standard features of the Pointe Power Exam Table.

Upholstery Colors

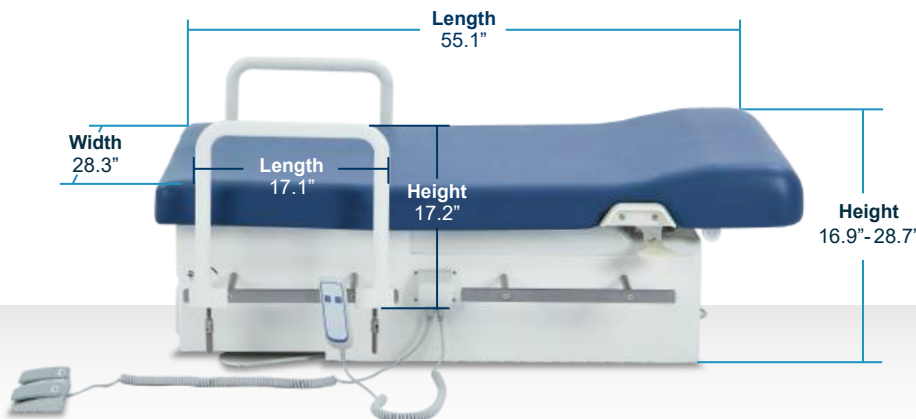
	Midnight Express #ADI996-30-HR-BLU		Black #ADI996-30-HR-BLK
---	--	---	-----------------------------------

Features

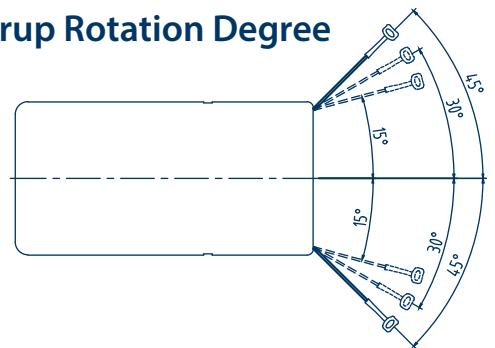


ADA-Compliant Height Adjustment and Handrails

Dimensions



Stirrup Rotation Degree



Handrail Specifications

Materials	Steel
Net Weight	24.3 lbs.
Overall Dimensions	17.1" L x 1.3" W x 17.2" H
Mounting Position	Front or rear of table
Compatibility	Pointe Power Exam Table Series