

Name:	
School/Organization:	
Dealer/Rep:	

Phone:			
E-mail:			
Sales Rep:		Quote:	

AM-BA SERIES

27" HI-LO TREATMENT TABLES

STANDARD FEATURES:

- Load capacity: 500 lbs
- 27"W x 76"L x 18-37"H
- 34 oz. Heavy-duty vinyl with Permablok 3® bacterial protection
- Steel base with dual foot bar control
- 1.5" High density foam
- Rounded corners
- White powder coat base
- (4) Total locking casters
- ADA Compliant



AM-BA350

TABLE CONFIGURATIONS:

<input type="radio"/> AM-BA150 - 1 Section	<input type="radio"/> AM-BA200 - 2 Section	<input type="radio"/> AM-BA227 - 2 Section	<input type="radio"/> AM-BA250 - 2 Section with 3pc Head Section
QTY	QTY	QTY	QTY






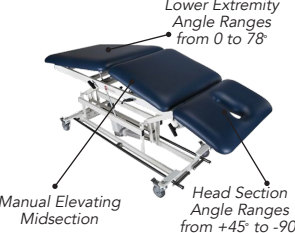




<input type="radio"/> AM-BA350 - 3 Section	<input type="radio"/> AM-BA300 - 3 Section with Elevating Midsection	<input type="radio"/> AM-BA550 - 5 Section with Tilt Down Armrests
QTY	QTY	QTY



<input type="radio"/> AM-BA555 - 5 Section with Adjustable Armrests	<input type="radio"/> AM-BA500 - 5 Section with Elevating Midsection & Tilt Down Armrests	<input type="radio"/> AM-BA505 - 5 Section with Elevating Midsection & Adjustable Armrests
QTY	QTY	QTY



TABLE FEATURES:

 <p>Flat Cushion</p>	 <p>Head Section Angle Ranges from +40° to -90°</p>	 <p>Lower Extremity Angle Ranges from 0 to 78°</p>	 <p>Armrests Angle Ranges 0° to -45°</p>	 <p>Lower Extremity Angle Ranges from 0 to 78°</p> <p>Head Section Angle Ranges from +45° to -90°</p>
AM-BA150	AM-BA200	AM-BA227	AM-BA250	AM-BA350
 <p>Lower Extremity Angle Ranges from 0 to 78°</p> <p>Manual Elevating Midsection</p> <p>Head Section Angle Ranges from +45° to -90°</p>	 <p>Lower Extremity Angle Ranges from 0 to 78°</p> <p>Head Section Angle Ranges from +45° to -90°</p> <p>Armrests Angle Ranges 0° to -45°</p>	 <p>Lower Extremity Angle Ranges from 0 to 78°</p> <p>Head Section Angle Ranges from +45° to -90°</p> <p>Armrests Vertical Adjustment 8" down</p>	 <p>Armrests Angle Ranges 0° to -45°</p> <p>Manual Elevating Midsection</p> <p>Head Section Angle Ranges from +45° to -90°</p>	 <p>Armrests Vertical Adjustment 8" down</p> <p>Head Section Angle Ranges from +45° to -90°</p> <p>Manual Elevating Midsection</p>
AM-BA300	AM-BA550	AM-BA555	AM-BA500	AM-BA505

OPTIONS:

<input type="radio"/> AM-804 - Paper Holder with Cutter (Accommodates 18-21" Paper Rolls)
<input type="radio"/> AM-18 - Face Cutout
<input type="radio"/> AM-17 - Face Plug (Must order AM-18 also if ordering AM-BA150)
<input type="radio"/> AM-91 - Add 1" Extra Soft Foam
<input type="radio"/> AM-875 - Shoulder Mobilization Accessory (3 & 5 Section Only)
<input type="radio"/> AM-1025 - Adjustable Armrest Package (2 Section Only)
<input type="radio"/> SP30 - 30"W
<input type="radio"/> 19855 - Add-on Belt & Brackets (27" W)
<input type="radio"/> 19859 - Add-on Belt & Brackets (30" W)
<input type="radio"/> SPCO - Special Vinyl Color (Provided by Customer)
<input type="radio"/> SPBASE - Special Base Color (Select Custom Base Color)
<input type="radio"/> 12088 - Side Panel 9 x 33.25 Perforated
<input type="radio"/> 12075 - Side Panel 9 x 33.25 Flat
<input type="radio"/> 14815 - Nose Hole Diamond

STANDARD UPHOLSTERY CHOICES:

<input type="radio"/> Imperial Blue	<input type="radio"/> Taupe
<input type="radio"/> Blue Ridge	<input type="radio"/> Burgundy
<input type="radio"/> Forest Green	<input type="radio"/> Dove Gray
<input type="radio"/> Black	<input type="radio"/> Greystone
<input type="radio"/> Cappuccino	<input type="radio"/> Merlot
<input type="radio"/> Patina	

STANDARD BASE COLOR:

<input type="radio"/> Office White

CUSTOM BASE COLORS:

<input type="radio"/> Black
<input type="radio"/> Steel Gray
<input type="radio"/> Metallic Silver