

# How Do You Revolutionize Infectious Disease Testing at the Point of Care?



Helping all people  
live healthy lives

## BD Veritor™ System

Changing the Way You View Rapid Testing

CLIA  
WAIVED

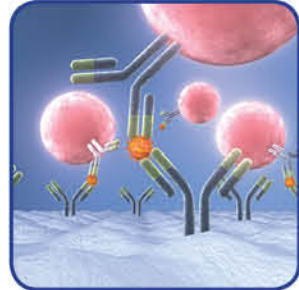
# Redefine Performance

## BD Veritor™ System Revolutionizes Testing at the Point of Care

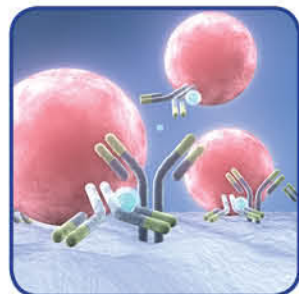
### Accurate



**The first CLIA-waived Digital Immunoassay (DIA)**, a new category of diagnostic tests where the assay and instrument work together to combine advances in detection particles, optical image recognition, and interpretation algorithms to improve accuracy



**Advanced Particle Technology** enhances sensitivity by using a proprietary process to produce highly stable modified colloidal metal particles, helping improve test performance



**Adaptive Read Technology** helps improve specificity to reduce false-positive results by compensating for background and non-specific binding

### Simple

**Streamlined Workflow** – Requires minimal hands-on time



**Color-coded unitized tubes** Prefilled unitized tubes facilitate workflow



**Easy sample processing** Swab is inserted into unitized tube, processed, and removed



**Ready in minutes** Test device is ready to insert in reader 5-10 minutes after sample is added depending on the assay



**Insert and read** Simple one-touch button readies the reader for test device insertion

### Fast



**Objective digitally displayed test results are ready within minutes.**

**BD Veritor™ System**  
Changing the Way You View Rapid Testing



# Redefine Flu A+B Test Performance at the Point of Care

## Influenza – Challenges of Clinical Diagnosis

- **Clinical diagnosis alone is unreliable:** In a peer-reviewed study of symptomatic pediatric patients, clinical diagnosis by pediatricians was 38% sensitive and 91% specific<sup>1</sup>
- **Testing better enables appropriate treatment:** Point of care (POC) testing significantly increased appropriate use of antivirals and antimicrobials by more than 2 times vs cases where POC tests were not used<sup>2</sup>

## BD Veritor System – The First CLIA-waived Flu A+B Test Referenced Against PCR,<sup>3</sup> a Higher Sensitivity Standard Than Culture

### High performance – BD Veritor System vs PCR, CLIA-waiver swab study

	Flu A	Flu B
Positive Percent Agreement (PPA)	<b>82%</b> (95% C.I.: 75.9%, 86.9%)	<b>80%</b> (95% C.I.: 71.9%, 85.7%)
Negative Percent Agreement (NPA)	<b>98%</b> (95% C.I.: 96.2%, 99.0%)	<b>99%</b> (95% C.I.: 98.1%, 99.8%)

- Referenced vs polymerase chain reaction (PCR) the highest sensitivity standard available
- **Wide strain coverage:** Tested successfully against 73 strains including A/Switzerland H3N2, H5N1, H5N2, and H7N9
- Cleared for use with nasopharyngeal (NP) swabs and nasal swabs – please see Product Insert

### Agreement of BD Veritor System and viral culture vs PCR in BD US clinical trials<sup>3,4</sup>



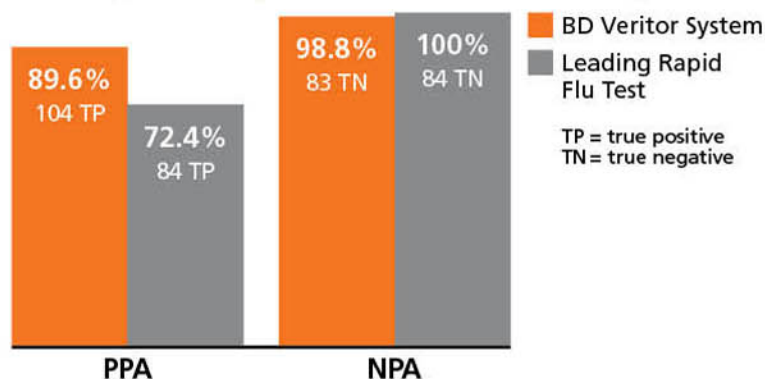
- Positive agreement vs PCR for current visual read rapid tests ranges from 10%-70%<sup>5</sup>



**BD Veritor™ System**  
Changing the Way You View Rapid Testing

# Redefine Flu A+B Test Performance at the Point of Care

BD Veritor System detected approximately 24% more Flu A+B positives than a leading visually read rapid test in a recent study<sup>6</sup>



Ordering Information					
Description	Cat. No.	Qty.	Description	Cat. No.	Qty.
BD Veritor™ System Reader	256055	1	BD Veritor™ System Flu A+B CLIA-walved Kit	256045	30

- PCR yielded 116 true positives

**Streamlined Workflow** – Provides a digital result in <11 minutes— with <50 seconds of hands-on time




**Easy sample processing**  
Unitized tube containing the correct volume of process reagent facilitates workflow



**Ready in minutes**  
Test device is ready to insert into reader 10 minutes after sample is added



**Insert and read**  
Simple one-touch button readies the reader for test device insertion



**Results delivered**  
Once the test device is inserted in the reader, an objective, digital test result is displayed in 10 seconds

**References:** 1. Peltola V, Reunanen T, Ziegler T, Silvennoinen H, Heikkinen T. Accuracy of clinical diagnosis of influenza in outpatient children. *Clin Inf Dis.* 2005;41(8):1198-2000. 2. Blaschke AJ, et al. A national study of the impact of rapid influenza testing on clinical care in the emergency department. *J Ped Inf Dis Soc.* 2013. 3. BD Veritor System [package insert]. Sparks, MD: Becton, Dickinson and Company; 2012. 4. Data on file. Becton, Dickinson and Company; 2012. 5. Centers for Disease Control and Prevention. Guidance for clinicians on the use of rapid diagnostic tests. [http://www.cdc.gov/flu/professionals/diagnosis/clinician\\_guidance\\_ridt.htm](http://www.cdc.gov/flu/professionals/diagnosis/clinician_guidance_ridt.htm). Accessed February 1, 2014. 6. Hassan F, Nguyen A, Formanek A, Bell J, Selvarangan R. Comparison of the BD Veritor™ System Flu A+B with the Alere BinaxNOW® Influenza A+B Card for detection of influenza A and B in respiratory specimens from pediatric patients. *J Clin Microbiol.* Mar 2014; 52(3): 906-910.



BD Diagnostics  
[www.bd.com/ds](http://www.bd.com/ds)

BD, BD Logo and BD Veritor are trademarks of Becton, Dickinson and Company  
©2015 BD 1-223678 June 2015

**BD Veritor™ System**  
Changing the Way You View Rapid Testing

# Redefine Group A Strep Test Performance at the Point of Care

## Group A Strep (GAS) – A Common Bacterial Cause of Illness

- **Most common bacterial cause:** GAS is responsible for 5%–15% of sore throat visits in adults and 20%–30% in children<sup>1</sup>
- **Clinical diagnosis alone is unreliable:** Signs and symptoms of GAS and non-streptococcal pharyngitis overlap so broadly that accurate diagnosis based on clinical grounds alone is usually impossible<sup>1</sup>
- **Testing better enables antimicrobial stewardship:** As many as 10 million antibiotic prescriptions per year are directed toward respiratory conditions for which they are unlikely to provide benefits<sup>2</sup>

## The BD Veritor™ System – The First CLIA-waived Digital Immunoassay (DIA) for the Rapid Detection of Group A Strep (GAS) With an Instrumented Result

- This digital, rather than visual, test result provides greater consistency regardless of the user's experience
- Reliable results available in minutes
- High sensitivity and specificity performance was established vs bacterial culture in a multicenter clinical trial (N=692)

Sample Type	Sensitivity*	Specificity*
Throat swab sample	<b>95.4%</b> (95% CI: 90.3%, 97.9%)	<b>95.7%</b> (95% CI: 93.7%, 97.1%)

\*Reference method: bacterial culture; data from package insert

Group A  
**STREP**



# BD Veritor™ System

Changing the Way You View Rapid Testing

# Redefine Group A Strep Test Performance at the Point of Care

## Streamlined Workflow – Provides a digital result in minutes



**Easy sample processing**  
Unitized tube containing the correct volume of process reagent facilitates workflow. Processing requires addition of 3 drops of Reagent 1 and 1-2 minutes incubation



**Ready in minutes**  
Test device is ready to insert into reader 5 minutes after sample is added



**Insert and read**  
Simple one-touch button readies the reader for test device insertion



**Results delivered**  
Once the test device is inserted in the reader, an objective, digital test result is displayed in 10 seconds

### Ordering Information

					
Description	Cat. No.	Qty.	Description	Cat. No.	Qty.
BD Veritor™ System Reader	256055	1	BD Veritor™ System Group A Strep CLIA-walved Kit	256040	30



BD Diagnostics  
[www.bd.com/ds](http://www.bd.com/ds)

**References:** 1. Infectious Diseases Society of America. Clinical Practice Guidelines for the Diagnosis and Management of Group A Streptococcal Pharyngitis: 2012 Update by the Infectious Diseases Society of America. *Clin Infect Dis.* 2012. doi:10.1093/cid/cis629. 2. Hersh AL, et al. Principles of judicious antibiotic prescribing for bacterial upper respiratory tract infections in pediatrics. *Pediatrics.* doi:10.1542/peds.2013-3260.

BD, BD Logo and BD Veritor are trademarks of Becton, Dickinson and Company  
©2014 BD 223679 February 2014

# BD Veritor™ System

Changing the Way You View Rapid Testing


# Redefine RSV Test Performance at the Point of Care

## RSV – Challenges of Clinical Diagnosis

- Respiratory Syncytial Virus (RSV) is a virus that causes infections of the lungs and respiratory tract. It's so common that most children have been infected with the virus by age 2<sup>1</sup>
- RSV causes a substantially greater burden in young children and their families than influenza<sup>2</sup>
- **Clinical diagnosis alone is unreliable:** Data suggests that it is often clinically difficult to distinguish between infections from influenza A and RSV and other respiratory viruses<sup>3</sup>

## BD Veritor System – The First CLIA-waived RSV Test Referenced Against a Higher Sensitivity Standard Than Culture

### Agreement of BD Veritor System and viral culture vs PCR in BD US clinical trials<sup>4</sup>



- High sensitivity and specificity performance was established vs PCR in a multicenter clinical trial (N=523)

### High performance – BD Veritor System vs PCR, NP swab results<sup>4</sup>

BD Veritor RSV Compared to PCR	Positive Percent Agreement (PPA)	Negative Percent Agreement (NPA)
NP Swab Sample	<b>81.6%</b> (95% C.I.: 75.2%, 86.6%)	<b>99.1%</b> (95% C.I.: 97.5%, 99.7%)



**BD Veritor™ System**  
Changing the Way You View Rapid Testing

# Redefine RSV Test Performance at the Point of Care

**Streamlined Workflow** – Provides a digital result in less than 11 minutes with < 50 seconds of hands-on time



**Easy sample processing**  
Unitized tube containing the correct volume of process reagent facilitates workflow



**Ready in minutes**  
Test device is ready to insert into reader 10 minutes after sample is added



**Insert and read**  
Simple one-touch button reads the reader for test device insertion





**Results delivered**  
Once the test device is inserted in the reader, an objective, digital test result is displayed in 10 seconds

## 3 results with 1 processed sample



- The same sample processed for RSV can also be used for Flu A+B

Ordering Information					
					
Description	Cat. No.	Qty.	Description	Cat. No.	Qty.
BD Veritor™ System Reader	256055	1	BD Veritor™ System RSV Kit	256038	30



BD Diagnostics  
www.bd.com/ds

**References:** 1. Mayo Clinic staff. Respiratory syncytial virus (RSV). <http://www.mayoclinic.com/health/respiratory-syncytial-virus/DS00414>. Accessed February 1, 2014. 2. Bourgeois FT, Valim C, McAdam AJ, Mandl KD. Relative impact of influenza and respiratory syncytial virus in young children. *Pediatrics*. 2009;124:e1072. 3. Friedman MJ, Attia MW. Influenza A in young children with suspected respiratory syncytial virus infection. *Acad Emerg Med*. 2003;10(12):1400-1403. 4. Data on file. Becton, Dickinson, and Company.

BD, BD Logo and BD Veritor are trademarks of Becton, Dickinson and Company  
©2014 BD 223680 February 2014

# BD Veritor™ System

Changing the Way You View Rapid Testing



# How Do You Revolutionize Testing at the Point of Care?

## Redefine Performance



### Accurate

The first Digital Immunoassay (DIA), a new category of diagnostic tests that combines advances in detection particles, optical image recognition, and interpretation algorithms to improve accuracy



### Simple

Requires minimal hands-on time with an objective, digitally displayed result



### Fast

Digital test result is delivered in minutes

**BD Veritor™ System**  
[www.BDVeritor.com](http://www.BDVeritor.com)



BD Diagnostics  
[www.bd.com/ds](http://www.bd.com/ds)

BD, BD Logo and BD Veritor are trademarks of Becton, Dickinson and Company  
©2015 BD 223677 June 2015