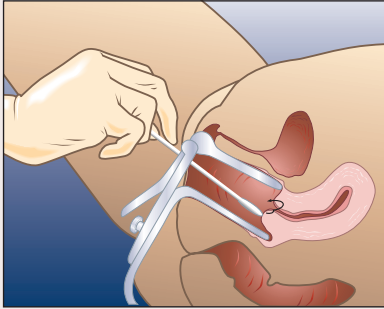
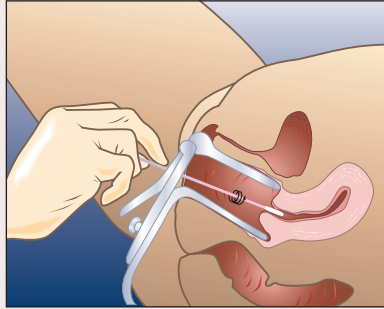


BD ProbeTec™ CT/GC Q^x Amplified DNA Assays Specimen Collection Kits

Female Endocervical Swab

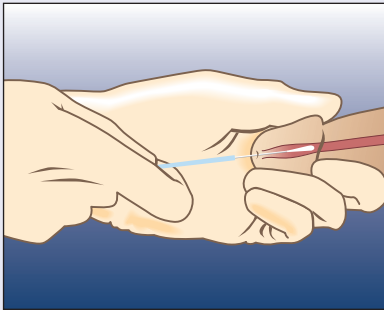


1. Remove excess mucus with the **white** cleaning swab and discard.

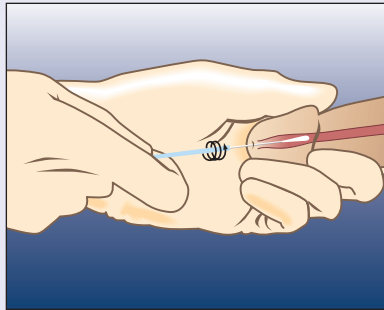


2. Insert the **pink** Female Endocervical Swab into the cervical canal and rotate for 15 to 30 seconds.

Male Urethral Swab



1. Insert the **blue** Male Urethral Swab 2 to 4 cm into the urethra.



2. Rotate for 3 – 5 seconds.

Storage and Transport

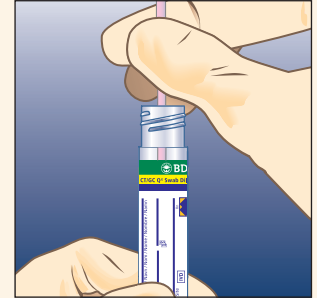
Store and transport at 2 – 30°C and test within 30 days of collection.

or

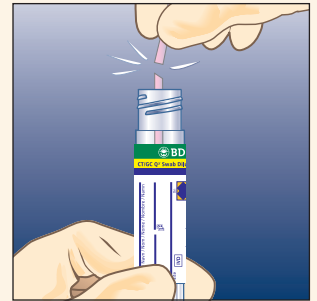
Store and transport at –20°C and test within 180 days of collection.

441357—Female Endocervical Specimen Collection Kit for BD ProbeTec™ CT/GC Q^x Amplified DNA Assays

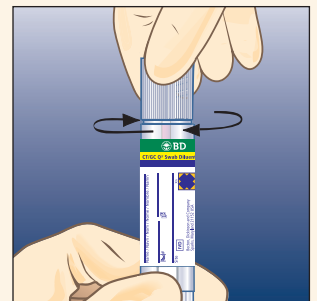
441358—Male Urethral Specimen Collection Kit for BD ProbeTec™ CT/GC Q^x Amplified DNA Assays



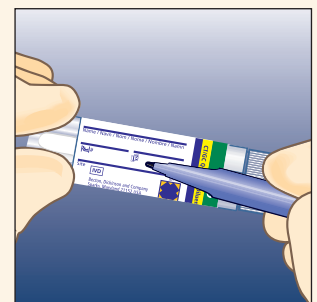
3. Place **pink** or **blue** swab in the tube.



4. Break the **pink** or **blue** shaft at the score mark.



5. Tightly re-cap the tube with a piercable cap.



6. Label tube with patient information and date/time collected.



BD Diagnostics
7 Loveton Circle
Sparks, MD 21152-0999 USA
800.638.8663
www.bd.com/ds

BD
11, rue Aristide-Bergès
ZI des Iles - BP4
38801 Le Pont-de-Claix FRANCE