



QUINTON

Q-STRESS CARDIAC
STRESS TESTING SYSTEM

A Legacy of Clin

Mortara brings proven expertise to the forefront

The Quinton® Q-Stress® has long been associated with dependability, accuracy and superior performance. Our latest solution continues to build upon that solid reputation, adding meaningful innovations to meet the challenges of today's clinical environment. Whether you're a single or multi-physician practice, cardiology office or hospital department, there is a Q-Stress system to support your testing demands.

Our deep understanding of the stress test environment is demonstrated by an exceptional user interface that complements the robust performance of our proven VERITAS™ technology. This distinctive group of algorithms offers exceptional accuracy in real-time ST-segment monitoring, arrhythmia detection and resting ECG interpretation, delivering critical data through each stage of the exam.

To minimize ECG signal artifact, we developed our patented Source Consistency Filter (SCF). This feature offers exceptional trace quality while still preserving a high-clarity ECG signal to assist with accurate clinical assessment.



Did you know?

Q-Stress can be installed on a server sharing the database with a number of networked Q-Stress workstations, where exams are performed and where authorized users can use review stations to schedule exams, review full disclosure exams, enter conclusions and electronically sign results.



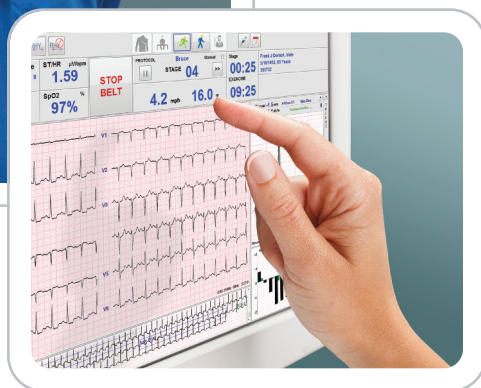
ical Excellence

ont of diagnostic cardiac stress testing.



Q-STRESS AT A GLANCE:

- A 24-inch touchscreen display offers a convenient alternative for data entry. Additionally, pre-defined drop down menus for protocols, medication lists and diagnoses enable quick and easy data input with both touch and non-touch displays.
- Our Wireless Acquisition Module (WAM™) reduces obstacles for clinical personnel as they maneuver about the stress lab. The WAM eliminates the need for a tethered cable, helping to enhance both safety and comfort.
- Real-time full disclosure allows clinicians to examine historical ECG data at any point in the exam. Users can label, store, print, and review significant events on the fly, and include them in the final report. Full disclosure captures all data from the pre-exercise phase of the test to the end of the recovery stage.
- 12-Lead ECG interpretation for adults, adolescents and children, provides a secondary source for ECG acquisition.
- A bidirectional interface, with network-ready capability using HL7 or DICOM®, improves workflow and may reduce errors associated with manual entries. Highly customizable final reports can manually or automatically export to any destination.



Convenient Touchscreen Interface

We understand the challenges

Our Solution

Acquisition and Documentation:

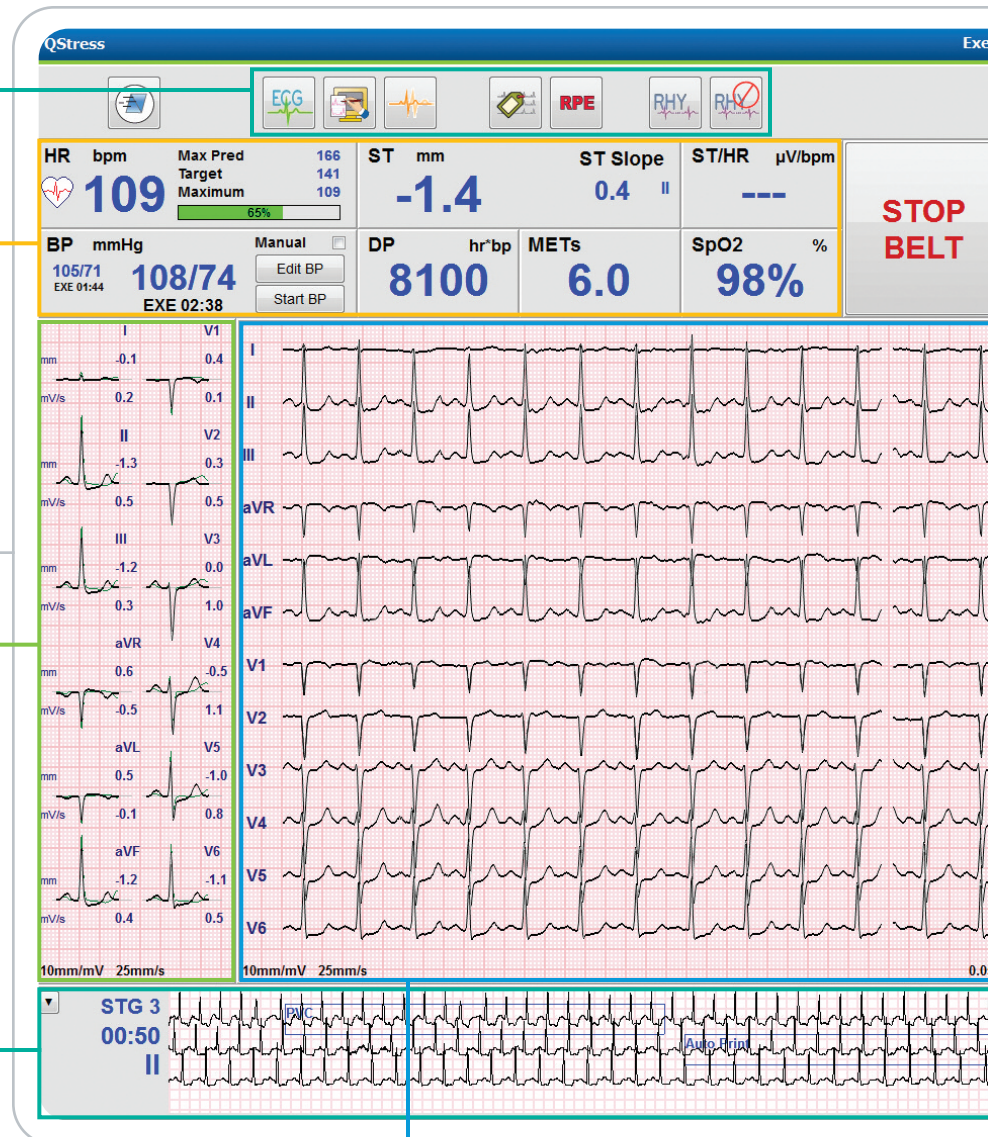
Commonly used test functions are readily accessible at the touch-of-a-button including 12-lead ECG, averages, rhythm print and more.

Vitals Dashboard: Prominently displays key vital signs such as HR, target HR, manual or automatic BP, SpO₂, ST level and slope, for quick visualization of the patient's status.

Continuous QRS Averages:

Twelve averaged ECG complexes are always displayed with superimposition of current and reference data allowing visibility of ST changes.

Context View: Provides a single lead view of the entire test. Identified and stored events are highlighted, isolating them for further evaluation.

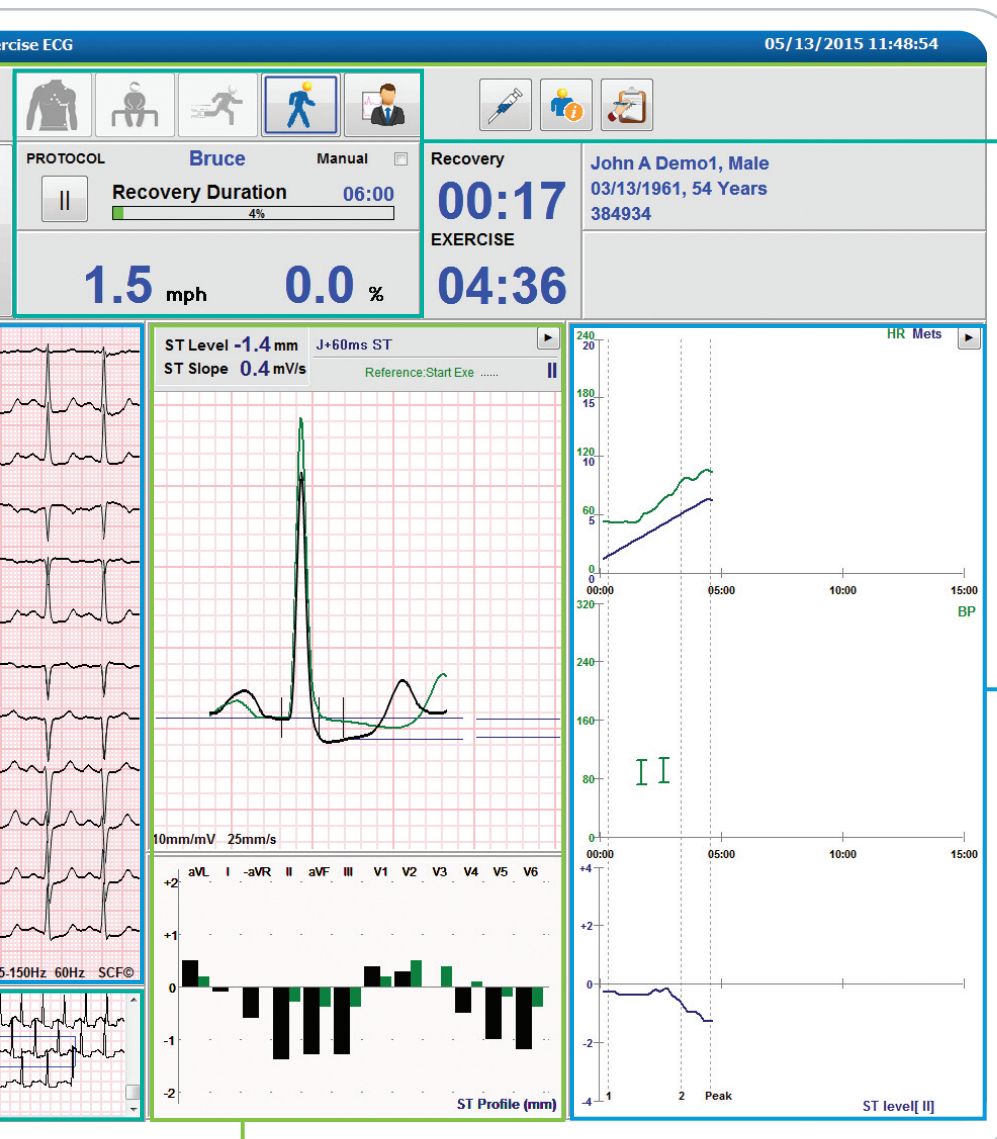


Flexible ECG Display:

Clinicians are a click away from easy customization of displayed lead layout, gain, speed, and filter settings for each patient.



of cardiac stress testing. s Prove It.



Simple Navigation:
Intuitive menus lead users through test stages in an organized, left-to-right workflow.

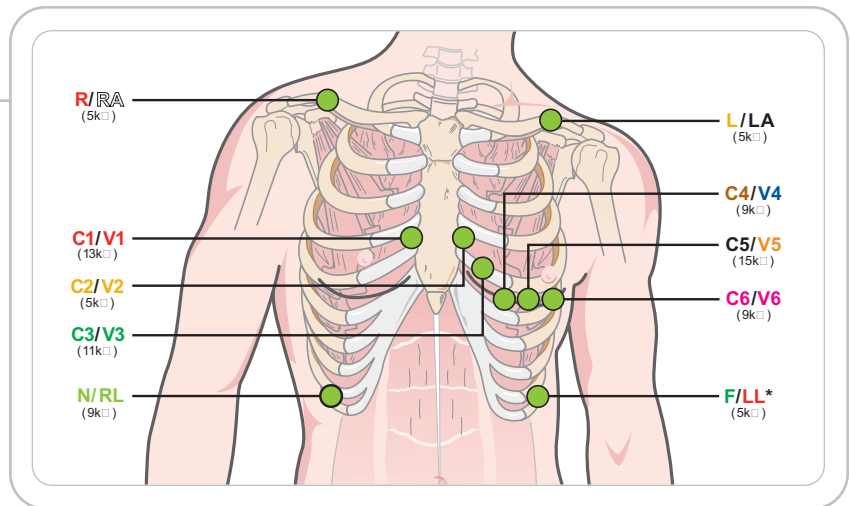
Graphic Trends Display:
Provides instant visual representation of HR, Mets, BP, and ST changes.

ST Display: Presents an expanded average complex in a superimposed view. It also displays a graphical trend of the ST profile including ST changes in all 12 leads.

Solution-Driven Design

Addressing challenges through innovation.

Patient prep, especially proper lead placement, is critical to a successful stress test. Impedance check can be used to verify the quality of each electrode connection, reducing the need for repeat tests or unnecessary delays during the test.



Our user-centric philosophy of product development has led to a design approach that is sensitive to the needs of both the clinician and patient. Q-Stress is a customizable, scalable platform offering highly flexible configurations that can be adapted for each application, user and site.

With innovative technologies and a smart design, Q-Stress solves common problems associated with the acquisition and completion of accurate cardiac stress testing exams:

Artifact Reduction - The most prevalent issue in preventing a clean report is poor quality tracings caused by noise and artifact. Tracings with reduced quality can compromise exam accuracy and may cause underreporting of events. Our unique Source Consistency Filter has been specifically designed to remove noise while maintaining ECG integrity. It accomplishes this without distorting the waveform, a critical factor in accurate diagnosis.

Wireless Data Acquisition - Due to the nature of the cardiac stress test, a diagnostic-quality ECG signal can be difficult to obtain as patients transition through test stages, particularly during peak exercise. Q-Stress addresses this challenge through the use of our convenient Wireless Acquisition Module. The WAM eliminates direct connection to the system, which may minimize cable-related artifact and simplifies movement between test devices.

Exceptional Visibility - Q-Stress features a high resolution 24-inch touchscreen display. One of the largest in the industry, it provides outstanding visibility and enables efficient system control. This powerful display, when combined with an exceptional user interface, enables a positive and highly productive user experience.



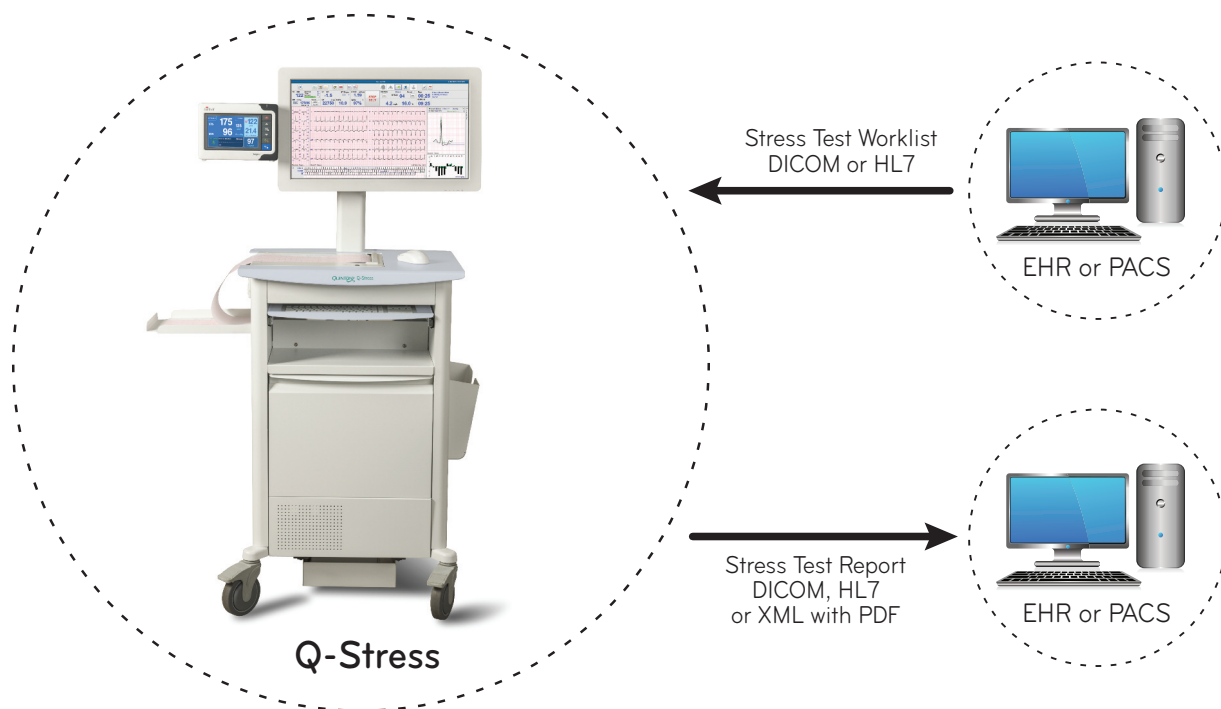
Meaningful Connectivity

Experience the benefits of information sharing.

Q-Stress supports the ability to save a PDF file to a common folder, plus utilize networked workstations and review stations to share and access patient data. Electronic scheduling capabilities allow technicians to monitor and manage workflow tasks continuously and effectively. Clinicians benefit from data sharing across institutions. For true paperless workflow, final reports, full disclosure data, and all ECG events can be reviewed and edited electronically.

ADDITIONAL CAPABILITIES ENABLE YOU TO:

- Reduce cost by eliminating paper.
- Minimize manual steps and transcription errors.
- Retrieve a stress test worklist that includes patient demographics and order information.
- Access and send stress reports within your Healthcare IT system.



Quinton TM55/TM65



Our heavy duty treadmills have set the standard for dependability for more than three decades.

- The quiet Ultradrive ensures a slow and safe start and provides exceptionally smooth operation and accuracy, even at slow speeds.
- The TM55/TM65 promotes patient confidence and security. They meet major safety and regulatory requirements worldwide.
- Because there are very few moving parts, our treadmills are easy to maintain and boast minimal downtime.

Did you know?

Q-Stress supports a full range of ergometers to meet your clinical requirements.



QUINTON

Burdick®, Mortara®, Q-Stress®, Quinton®, VERITAS™ and WAM™ are trademarks or registered trademarks of Mortara Instrument, Inc.

DICOM® is the registered trademark of the National Electrical Manufacturers Association for its standards publications relating to digital communications of medical information.

2016-01

Ref 9513-000-16-ENG Rev 2

MORTARA INSTRUMENT, INC.

7865 North 86th Street
Milwaukee, WI 53224
U.S.A.

Tel: +1.414.354.1600
Tel: 800.231.7437
Service: 888.MORTARA
Fax: +1.414.354.4760

www.mortara.com