

**Corresponding color code must accompany color selections when placing an order.**

**FOR WALL CABINETS:** Select a color for the **Frame** and a color for the **Doors**. Even if the cabinet is all the same color, **two** numbers must be selected.





**FOR BASE CABINETS:** Select a color for the **Countertop**, a color for the **Frame** and a color for the **Doors**. Even if the cabinet is all the same color **three** numbers must be selected.

**DOOR & DRAWER PULLS:** Select a color for the **Pulls**. Coordinate pulls with the three solid color laminates, or for Wood Tones select silver or black wire pulls. If no pulls are selected, Silver Wire pulls will be used.



WOOD TONE LAMINATES

	Top	Frame	Doors & Drawers
			
Natural	0NT	1NT	2NT
			
Dark Cherry	0DC	1DC	2DC
			
Maple	0MP	1MP	2MP
			
Tenino Oak	0TO	1TO	2TO
			
Mellow Apple	0AP	1AP	2AP
			
Driftwood	0DW	1DW	2DW






SOLID COLOR LAMINATES

	Top	Frame	Doors & Drawers
			
Slate Gray	0SG	1SG	2SG
			
Gray	0G	1G	2G
			
Fossil	0FS	1FS	2FS
			
Aztec Blue	0AB	1AB	2AB

PEDIATRIC SOLID COLOR LAMINATES

	Top	Frame	Doors & Drawers
			
Sunray	0SR	1SR	2SR
			
Red	0R	1R	2R

DOOR & DRAWER PULLS

	Gray	5G
	Slate Gray	5SG
	Fossil	5F
	Silver Wire	5C
	Black Wire	5B

NOTE: Due to the variations in computer monitors, tablets, smartphones, other electronic displays and printers, actual colors may vary. Actual samples are available in most cases.