

SEATING & MEDICAL ACCESSORIES

 **CLINTON**[™]
INDUSTRIES INC.

Examine Real Quality & Value[™]



EXAMINE REAL QUALITY

■ QUALITY. No one knows quality like Clinton Industries. We've built our reputation on it. For more than 30 years, we've been manufacturing products for the medical industry that are innovative, durable and affordable for every budget and our full line of seating and accessories is no exception. We offer a broad range of fine medical seating from value and mid-range to premium grade, all engineered to maximize functionality and comfort. We invite you to examine our seating choices and our large selection of medical accessories.



Examine Real Quality & Value™

Chairs	16
Glove Box Holders	39—41
Hampers	23—24
IV Poles & Accessories	27—34
Lamps	17—18
Mayo/Instrument Stands	25—26
Over-Bed Tables	42
*Stainless Steel Items	
Glove Boxes	40
Hampers	24
Mayo/Instrument Stands	26
IV Poles	31—32
Kick Buckets	43
Step Stools	21
Stools	14
Waste Receptacles	35
Step Stools	19—21
Stools and Seating	
Value Series	2—5
Mid-Series	6—9
Premium Series	10—11
Specialty Seating	12—13 & 15
Stainless Steel	14
Sundry Jars	44
Utility Carts	22
Waste Receptacles	35—38
Whirlpool Chairs	15

***All Clinton stainless steel products are not MRI compatible.**

STOOL SELECTION GUIDE

■ VALUE SERIES STOOLS.

Clinton's **Value Series** stools offer the best quality at the best price. That means no matter what your budget, you don't need to sacrifice quality or comfort. Clinton lets you choose from 15 different models all value priced.



■ MID-SERIES STOOLS.

Our **Mid-Series** features a number of upgrades, like premium die cast aluminum bases, D-shaped and lumbar shaped backs and contour seats for extra comfort, plus the stylish, contemporary flair of color coordinated nylon bases and stands. Great features abound in 11 mid-range models at competitive prices.



■ PREMIUM SERIES STOOLS & SPECIALTY SEATING.

Choose our **Premium and Specialty Series** and you've selected some of the finest seating on the market today. Most have premium, die-cast, aluminum bases; easy, height adjustment; and a host of other premium features that make them the best in their class. Select from 25 models that are fully equipped and surprisingly affordable.



VALUE SERIES STOOLS

CLASSIC CHROME SEATING

FEATURES

- Full chrome frame
- 1" diameter, S-style all-welded frame
- "Soft Feel" poly foam padding
- 4" thick seat for extra comfort
- 2" rubber or nylon dual wheel casters
- Solid steel machine screw spin height adjustment
- All models have 19 1/2" diameter bases
- Cover cap conceals top welds
- Seat is mounted to a 1/4" thick x 6" square, steel plate
- Maximum load capacity 250 lbs.
- Premium, stain-resistant, woven, knit-backed, vinyl upholstery
- 23 standard color choices



"Soft Feel" foam provides two layers of comfort

VALUE SERIES STOOLS



	Seat Diameter	Height Range
2102	14"	18 ¹ / ₂ "–25 ¹ / ₂ "

Chrome Base Stool

- Round foot ring
- 2" rubber wheel, ball bearing casters
- Shipping weight: 20 lbs.



	Seat Diameter	Height Range
2102-CC	14"	18 ¹ / ₂ "–25 ¹ / ₂ "

Chrome Base Stool

- Round foot ring
- 2" dual wheel hooded casters
- Shipping weight: 20 lbs.



	Seat Diameter	Height Range
2101	14"	18 ¹ / ₂ "–25 ¹ / ₂ "

Chrome Base Stool

- 2" rubber wheel ball bearing casters
- Shipping weight: 19 lbs.



	Seat Diameter	Height Range
2100	14"	18 ¹ / ₂ "–25 ¹ / ₂ "

Chrome Base Stool

- Square foot ring
- 2" rubber wheel, ball bearing casters
- Shipping weight: 20 lbs.



	Seat Diameter	Height Range
2100-CC	14"	18 ¹ / ₂ "–25 ¹ / ₂ "

Chrome Base Stool

- Square foot ring
- 2" dual wheel hooded casters
- Shipping weight: 20 lbs.



	Seat Diameter	Height Range
2192	14"	23"–28"

Extra Tall Chrome Base Stool


- Round foot ring
- 2" rubber wheel, ball bearing casters
- *Shipping weight: 22 lbs.
- Box dimensions 16" x 16" x 23"

Options for all stools on this page



24 Optional Rubber Tips

- Reduces stool height by 2¹/₂"



23 Optional Glides

- Reduces stool height by 2¹/₂"



25 Optional Soft Roll Casters

- Smooth, quiet operation


* This item could be dimensionally weighted when shipped by UPS® or FedEx® Ground

VALUE SERIES STOOLS

STYLISH, 5-LEG SEATING

FEATURES

- One-piece, American-made nylon base with 3 color options
- Full size diameter top and base for comfort and stability
- 5-leg design for greater stability
- "Soft Feel" poly foam padding
- 4" thick seat for extra comfort
- 2 1/2" dual wheel hooded casters
- Single lever, pneumatic, or easy spin collar height adjustment
- All seats have 3/4" solid plywood base
- Maximum load capacity 250 lbs.
- Customizable with options
- Knock-down design saves on shipping
- Easy, no tools required assembly
- Premium, stain-resistant, woven, knit-backed, vinyl upholstery
- 23 standard color choices



"Soft Feel" foam provides two layers of comfort



VALUE SERIES STOOLS



	Seat Diameter	Height Range
2135	16"	19"–24 ¹ / ₂ "

5-Leg Pneumatic Stool

- 24" diameter Black base
- Shipping weight: 20 lbs.

	Seat Diameter	Height Range
2135-21	16"	19"–24 ¹ / ₂ "

5-Leg Pneumatic Stool with Backrest

- Same as 2135 with optional –21 backrest
- Shipping weight: 28 lbs., in 2 boxes



	Seat Diameter	Height Range
2130	16"	18 ¹ / ₂ "–22 ³ / ₄ "

5-Leg Spin Lift Stool

- Screw height adjustment with collar
- Top can spin without affecting height
- 24" diameter Black base
- Shipping weight: 21 lbs.

	Seat Diameter	Height Range
2130-21	16"	18 ¹ / ₂ "–22 ³ / ₄ "

5-Leg Spin Lift Stool with Backrest

- Same as 2130 with optional –21 backrest
- Shipping weight: 28 lbs., in 2 boxes



	Seat Diameter	Height Range
2135-P	16"	19"–24 ¹ / ₂ "

5-Leg Pneumatic Stool

- 24" diameter Putty base
- Shipping weight: 20 lbs.

	Seat Diameter	Height Range
2135-P21	16"	19"–24 ¹ / ₂ "

5-Leg Pneumatic Stool with Backrest

- Same as 2135-P with optional –21 backrest
- Shipping weight: 28 lbs., in 2 boxes



	Seat Diameter	Height Range
2135-S	16"	19"–24 ¹ / ₂ "

5-Leg Pneumatic Stool

- 24" diameter Slate Grey base
- Shipping weight: 20 lbs.

	Seat Diameter	Height Range
2135-S21	16"	19"–24 ¹ / ₂ "

5-Leg Pneumatic Stool with Backrest

- Same as 2135-S with optional –21 backrest
- Shipping weight: 28 lbs., in 2 boxes

Options for stools on this page



21 Optional Contour Backrest

- Height and depth adjustable (fits all stools on this page)
- Shipping weight: 8 lbs.



22 Optional Foot Ring

- Height adjustable, chrome ring with black hub
- Shipping weight: 8 lbs.




23 Optional Glides

- Black only (fits all nylon base stools)



25 Optional "Soft Roll" Casters (upcharge)

- Glides quietly even on hard surfaces (Black only)



26 Optional Extra Tall Pneumatic Cylinder (upcharge)

- (not available for 2130)
- Adds 4¹/₂" to low height with 7¹/₂" travel

MID-SERIES STOOLS


TRADITIONAL, CONTEMPORARY SEATING

FEATURES

- One-piece American-made nylon base
- Contemporary-styled, color coordinated, Natural Sand bases, column cover and backrest shrouds
- 5-leg design for greater stability
- Fast, pneumatic height adjustment
- Large, easy to locate "D-shaped" height lever
- Pneumatic lever is field changeable from left hand to right (on models with backrests)
- All seats have solid plywood base
- Maximum load capacity 250 lbs.
- ABS shrouded backrest for easy cleaning
- 2 styles of contoured backrests
- Knock-down design saves on shipping
- Easy, no tools required assembly
- Premium, stain-resistant, woven, knit-backed, vinyl upholstery
- 23 standard color choices

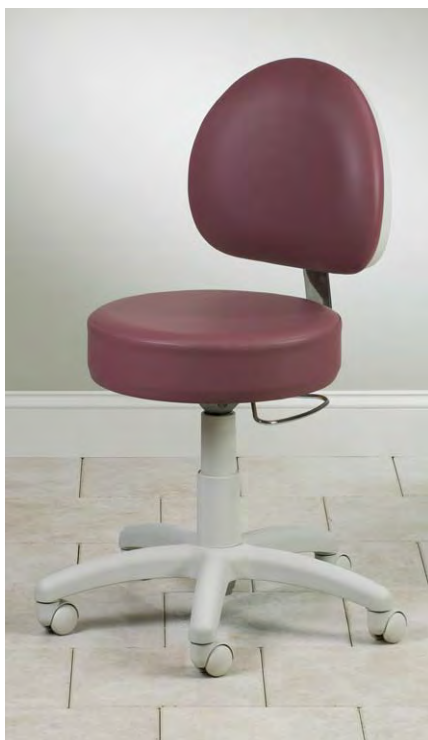


Easy to clean ABS backrests



"Soft Feel" foam provides two layers of comfort





	Seat Diameter	Height Range
2195-31	16"	18 ³ / ₄ "–24 ¹ / ₄ "

5-Leg Pneumatic Stool with Contour D-Shaped Backrest

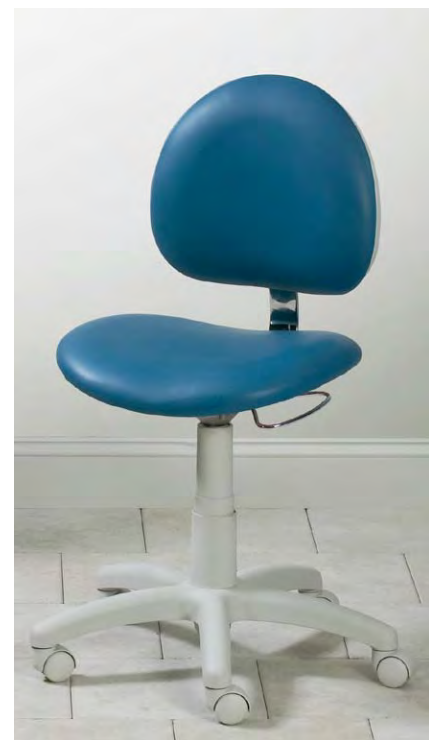
- 4" thick seat for extra comfort
- 24" color coordinated nylon base
- Large chrome pneumatic lever
- Depth adjustable backrest
- Shipping weight: 30 lbs in 2 boxes



	Seat Diameter	Height Range
2195-41	16"	18 ³ / ₄ "–24 ¹ / ₄ "

5-Leg Pneumatic Stool with Lumbar-Shaped Backrest

- 4" thick seat for extra comfort
- 24" color coordinated nylon base
- Large chrome pneumatic lever
- Comfortable, lumbar-shaped backrest with depth adjustment
- Shipping weight: 30 lbs in 2 boxes



	Seat Width	Height Range
2195W-31	18"	17 ¹ / ₂ "–23"

5-Leg Pneumatic Stool with Contour Seat and D-Shaped Backrest

- 2" firm padded seat
- 24" color coordinated nylon base
- Large chrome pneumatic lever
- Depth adjustable backrest
- Comfortable contour seat and back
- Seamless upholstered seat and backrest
- Shipping weight: 30 lbs in 2 boxes

	Seat Width	Height Range
2195W-41	18"	17 ¹ / ₂ "–23"

5-Leg Pneumatic Stool with Contour Seat and Lumbar-Shaped Backrest

- Same as 2195W-31 with lumbar-shaped backrest (shown below)
- Shipping weight: 30 lbs, in 2 boxes



Lumbar-shaped backrest for added support



	Seat Diameter	Height Range
2195	16"	18 ³ / ₄ "–24 ¹ / ₄ "

5-Leg Pneumatic

- 4" thick seat for extra comfort
- 24" color coordinated nylon base
- Large chrome pneumatic lever
- Shipping weight: 20 lbs.


See page 5 for options

MID-SERIES STOOLS

SELECT, ALUMINUM BASE SEATING

FEATURES

- Premium, die cast, aluminum base with satin finish top
- 5-leg design for greater stability
- Full size diameter top and base for comfort and stability
- "Soft Feel" poly foam padding
- 4" thick seat for extra comfort
- Chrome or black hooded, dual wheel, nylon casters
- Pneumatic, or easy spin collar height adjustment
- All seats have $\frac{3}{4}$ " solid plywood base
- Maximum load capacity 250 lbs.
- Two styles of bases and lever controls
- Knock-down design saves on shipping
- Easy, no tools required assembly
- Premium, stain-resistant, woven, knit-backed, vinyl upholstery
- 23 standard color choices
- Customizable with options



"Soft Feel" foam provides two layers of comfort



2155



2156 with
optional -21
backrest

MID-SERIES STOOLS



Seat Diameter Height Range

2155	16"	18 ¹ / ₄ "–23 ³ / ₄ "
-------------	-----	---

5-Leg Pneumatic Stool

- 23" cast aluminum base
- Black hooded dual wheel casters
- Shipping weight: 20 lbs.

Seat Diameter Height Range

2155-21	16"	18 ¹ / ₄ "–23 ³ / ₄ "
----------------	-----	---

5-Leg Pneumatic Stool with Backrest

- Same as 2155 with optional –21 adjustable backrest (see page 8)
- Shipping weight: 28 lbs., in 2 boxes



Seat Diameter Height Range

2150	16"	17 ¹ / ₄ "–21 ³ / ₄ "
-------------	-----	---

5-Leg Spin-Lift Stool

- 23" cast aluminum base
- Dual wheel casters with black hoods
- Screw height adjustment with collar
- Top can spin without affecting height
- Shipping weight: 21 lbs.

Seat Diameter Height Range

2150-21	16"	17 ¹ / ₄ "–21 ³ / ₄ "
----------------	-----	---

5-Leg Spin-Lift Stool with Backrest

- Same as 2150 with –21 adjustable backrest (see page 8)
- Shipping weight: 29 lbs., in 2 boxes



Seat Diameter Height Range

2156	16"	17 ³ / ₄ "–23 ¹ / ₄ "
-------------	-----	---

5-Leg Pneumatic Stool

- 23" cast aluminum base with black accents
- Large easy to locate D-shaped height lever
- Chrome hooded dual wheel casters
- Shipping weight: 20 lbs.




Seat Diameter Height Range

2156-21	16"	17 ³ / ₄ "–23 ¹ / ₄ "
----------------	-----	---

5-Leg Pneumatic Stool with Backrest

- 23" cast aluminum base with black accents
- Chrome hooded dual wheel casters
- Large easy to locate D-shaped height lever
- Comfortable depth and height adjustable backrest
- Easy clean, black, plastic backrest shroud
- Shipping weight: 28 lbs., in 2 boxes

Options for Mid-Series Stools



31 Optional D-Shaped Backrest

- Depth adjustable
- Shipping weight: 9 lbs.



22 Optional Foot Ring

- Height adjustable, chrome ring with black hub
- Shipping weight: 8 lbs.




23 Optional Glides

- Black nylon



25 Optional "Soft Roll" Casters (upcharge)

- Glides quietly even on hard surfaces (Black only)



26 Optional Extra Tall Pneumatic Cylinder (upcharge)

- Adds 4¹/₂" to low height and 7¹/₂" travel

PREMIUM SERIES STOOLS


PREMIUM SEATING

FEATURES

- Color coordinated Natural Sand bases, column covers and backrest shrouds
- Premium, die-cast, powder-coated, aluminum base
- 5-leg design for greater stability
- Fast, pneumatic height adjustment
- Large, easy to locate "D-shaped" height lever
- Pneumatic lever is field changeable from left hand to right (on models with backrests)
- Hooded, dual wheel, nylon casters
- All seats have solid plywood base
- Maximum load capacity 250 lbs.
- 2 styles of contour backrest
- Knock-down design saves on shipping
- Easy, no tools required assembly
- ABS shrouded backrest for easy cleaning
- Premium, stain-resistant, woven, knit-backed, vinyl upholstery
- 23 standard color choices



Easy to clean ABS backrests



"Soft Feel" foam provides two layers of comfort



2175



2175-41

PREMIUM SERIES STOOLS



	Seat Diameter	Height Range
2175-41	16"	17 ³ / ₄ "–23 ¹ / ₄ "

5-Leg Pneumatic Stool with Lumbar-Shaped Backrest

- 23" powder-coated aluminum base
- Large chrome pneumatic lever
- Comfortable lumbar-shaped backrest with depth adjustment
- 2¹/₂" dual wheel casters
- Shipping weight: 28 lbs., in 2 boxes



	Seat Width	Height Range
2175W-31	18"	16 ¹ / ₂ "–22"

5-Leg Pneumatic Stool with Contour Seat and D-Shaped Backrest

- 23" powder-coated aluminum base
- Large chrome pneumatic lever
- Depth adjustable backrest
- Comfortable, contour seat & backrest
- Seamless upholstered seat & backrest
- 2¹/₂" dual wheel casters
- Shipping weight: 29 lbs., in 2 boxes



	Seat Diameter	Height Range
2175	16"	17 ³ / ₄ "–23 ¹ / ₄ "

5-Leg Pneumatic Stool

- 23" powder-coated aluminum base
- Large chrome pneumatic lever
- 2¹/₂" dual wheel casters
- Shipping weight: 20 lbs.



	Seat Diameter	Height Range
2175-31	16"	17 ³ / ₄ "–23 ¹ / ₄ "

5-Leg Pneumatic Stool with D-Shaped Backrest

- 23" powder-coated aluminum base
- Large chrome pneumatic lever
- Comfortable D-shaped backrest with depth adjustment
- 2¹/₂" dual wheel casters
- Shipping weight: 29 lbs., in 2 boxes

	Seat Width	Height Range
2175W-41	18"	16 ¹ / ₂ "–22"

5-Leg Pneumatic Stool with Contour Seat and Lumbar-Shaped Backrest

- Same as 2175W-31 with lumbar-shaped backrest (shown below)
- Shipping weight: 28 lbs., in 2 boxes



Lumbar-shaped backrest for added support

SPECIALTY SEATING

FEATURES

- Contemporary styling
- Cast aluminum base
- "Soft Feel" laminated seat cushion
- Contour seat for extra comfort
- Pneumatic cylinder height adjustment
- Fully adjustable tilting seats
- Maximum load capacity 250 lbs.
- Premium, stain-resistant, woven, knit-backed, vinyl upholstery
- 23 standard color choices



	Seat	Height Range
2175W	18"	16 ¹ / ₂ "-22"

Contour Seat Office Chair

- 24" cast aluminum base
- Soft roll, dual wheel, hooded casters
- Adjustable contour backrest with high impact back shroud
- Shipping weight: 36 lbs., in 3 boxes



	Seat	Height Range
2165W	18"	17"-22 ¹ / ₂ "

Ergonomic Designed Task Chair

- 24" powder coated black aluminum base
- Soft roll, dual wheel, hooded casters
- Adjustable contour backrest with high impact back shroud
- Adjustable padded armrests
- Shipping weight: 39 lbs., in 3 boxes



	Seat	Height Range
2167W	18"	17"-22 ¹ / ₂ "

Ergonomic Designed Task Chair

- 24" powder coated black aluminum base
- Soft roll, dual wheel, hooded casters
- Adjustable contour backrest with high impact back shroud
- Shipping weight: 37 lbs., in 3 boxes



	Seat	Height Range
2188W	18"	21"-29"

Lab Stool with Contour Seat and Backrest

- 23" cast aluminum base
- Adjustable contour backrest with high impact back shroud
- Soft roll, dual wheel, hooded, casters
- Adjustable padded armrests
- Adjustable foot ring
- Shipping weight: 42 lbs., in 3 boxes



	Seat	Height Range
2166W	18"	21"-29"

Lab Stool with Contour Seat and Backrest

- 23" cast aluminum base
- Adjustable contour backrest with high impact back shroud
- Soft roll, dual wheel, hooded casters
- Adjustable foot ring
- Shipping weight: 37 lbs., in 3 boxes



FEATURES

- Contemporary styling
- 5-leg cast aluminum base
- “Soft Feel” poly foam padding
- Soft roll, dual wheel, hooded casters
- Pneumatic cylinder height adjustment
- Maximum load capacity 250 lbs.
- Premium, stain-resistant, woven, knit-backed, vinyl upholstery
- 23 standard color choices

	Seat Diameter	Height Range
2145-SP	16"	19 ¹ / ₂ "–24 ¹ / ₂ "

Hands-Free Stool with Armrest

- 24" black powder coated aluminum base
- 4" thick round seat
- Crescent adjustable height armrest with extra firm padding
- Easy position, depth adjustable, ratchet style, swing away arm rest
- Armrest does not rotate around seat
- Foot activated height control
- *Shipping weight: 36 lbs., in 2 boxes
- Box dimensions: 24" x 24" x 24" and 22" x 23" x 10"



	Seat Diameter	Height Range
2145	16"	19 ¹ / ₂ "–24 ¹ / ₂ "

Hands-Free Stool

- 24" black powder coated aluminum base
- 4" thick round seat
- Foot activated height control
- *Shipping weight: 23 lbs.
- Box dimensions: 24" x 24" x 24"



	Seat	Height Range
2145W	18"	18"–23"

Hands-Free Stool with Backrest

- 24" black powder coated base
- Comfortable contour seat
- Adjustable height backrest
- Foot activated height control
- *Shipping weight: 35 lbs., in 2 boxes
- Box dimensions: 24" x 24" x 24" and 22" x 23" x 10"



	Seat Diameter	Height Range
2155-SP	16"	18"–23 ¹ / ₂ "

Stool with Armrests

- 23" cast aluminum base
- 4" thick round seat
- Crescent adjustable height armrest with extra firm padding
- Easy position, depth adjustable, ratchet style, swing away arm rest
- Armrest does not rotate around seat
- Shipping weight: 32 lbs., in 2 boxes

* This item could be dimensionally weighted when shipped by UPS® or FedEx® Ground

SPECIALTY SEATING



	Seat Diameter	Height Range
SS-2142	14"	24 ¹ / ₂ "–29 ¹ / ₂ "

***Stainless Steel Stool with Casters**

- 4" thick padded seat for comfort
- Smooth machine screw height adjustment
- 2" Rubber wheel ball bearing casters
- Round foot ring
- All welded stainless steel frame
- Easy clean upholstery in 23 standard colors
- *Shipping weight: 19 lbs.
- Box dimensions: 16" x 16" x 27"



	Seat Diameter	Height Range
SS-2162	15"	20 ¹ / ₂ "–29 ¹ / ₂ "

***Stainless Steel Stool with Casters**

- 15" diameter stainless steel seat
- Extra wide base for stability
- Polished stainless steel seat with recessed black vinyl insert
- 2" Rubber wheel ball bearing casters
- Round foot ring
- All welded stainless steel frame
- *Shipping weight: 17 lbs.
- Box dimensions: 17" x 17" x 19"



	Seat Diameter	Height Range
SS-2172	14"	23 ¹ / ₂ "–29 ¹ / ₂ "

***Stainless Steel Stool with Casters**

- 4" thick padded seat for comfort
- Smooth machine screw height adjustment
- 2" Rubber wheel ball bearing casters
- Round foot ring
- All welded stainless steel frame
- Easy clean upholstery in 23 standard colors
- Extra wide base for stability
- *Shipping weight: 19 lbs.
- Box dimensions: 17" x 17" x 22"



	Seat Diameter	Height Range
SS-2149	14"	22"–27"

***Stainless Steel Stool with Rubber Feet**

- Same as SS-2142 with rubber feet and 2¹/₂" shorter
- *Shipping weight: 19 lbs.
- Box dimensions: 16" x 16" x 27"



	Seat Diameter	Height Range
SS-2169	15"	18"–27"

***Stainless Steel Stool with Rubber Feet**

- Same as SS-2162 with rubber feet and 2¹/₂" shorter
- *Shipping weight: 17 lbs.
- Box dimensions: 17" x 17" x 19"



	Seat Diameter	Height Range
SS-2179	14"	21"–27"

***Stainless Steel Stool with Rubber Feet**

- Same as SS-2172 with rubber feet and 2¹/₂" shorter
- *Shipping weight: 19 lbs.
- Box dimensions: 17" x 17" x 22"

WHIRLPOOL CHAIRS

SPECIALTY SEATING

	Seat	Back	Height Range
2178	19 ¹ / ₂ " x 16"	17" x 11"	32"-46"

Adjustable Height Whirlpool Chair

- Chrome-plated finish
- Padded, black, vinyl, upholstered seat and back
- 3¹/₂" swivel casters with 2 locks
- Safety belt
- Close fit chair design
- *Shipping weight: 50 lbs.
- Box dimensions: 19" x 23" x 33"

	Seat	Back	Height Range
2179	19 ¹ / ₂ " x 16"	17" x 11"	29"-43"

Adjustable Height Whirlpool Chair without Casters

- Chrome-plated finish
- Padded, black, vinyl, upholstered seat and back
- Safety belt
- Close fit chair design
- *Shipping weight: 50 lbs.
- Box dimensions: 19" x 23" x 33"

	Seat	Back	Height Range
2181	19 ¹ / ₂ " x 16"	17" x 11"	23"-30"

Mid-Size Adjustable Height Whirlpool Chair (No Casters)

- Chrome-plated seat frame
- Stable, 5-leg, all aluminum base
- Padded, black, vinyl, upholstered seat and back
- 3¹/₂" glides
- Safety belt included
- Easy close fit base design
- *Shipping weight: 50 lbs.
- Box dimensions: 19" x 23" x 33"

	Seat	Back	Height Range
2183	19 ¹ / ₂ " x 16"	17" x 11"	19 ¹ / ₂ "-26"

Low-Size Adjustable Height Whirlpool Chair (No Casters)

- Chrome-plated seat frame
- Stable, 5-leg, all aluminum base
- Padded, black, vinyl, upholstered seat and back
- 3¹/₂" glides
- Safety belt included
- Easy close fit base design
- *Shipping weight: 50 lbs.
- Box dimensions: 19" x 23" x 33"

	Seat	Back	Height Range
2185	19 ¹ / ₂ " x 16"	17" x 11"	22 ¹ / ₂ "-29"

Low-Size Adjustable Height Whirlpool Chair (With Casters)

- Chrome-plated seat frame
- Stable, 5-leg, all aluminum base
- Padded, black, vinyl, upholstered seat and back
- 3¹/₂" swivel casters with 2 locks
- Safety belt included
- Easy close fit base design
- 5 locking casters
- *Shipping weight: 50 lbs.
- Box dimensions: 19" x 23" x 33"

2178



2179



2181



2183



2185



* This item could be dimensionally weighted when shipped by UPS® or FedEx® Ground

PREMIUM SIDE CHAIRS

FEATURES

- Ultra-durable, black, powder-coated frame
- Heavy duty, 1 1/2" diameter legs
- All seats and backrests have solid plywood base
- Optional plastic seat back wall guard with soft surface
- 2" thick firm foam padded seat and backrest
- Adjustable leg levelers
- 300 lbs. load capacity
- Contour seat and backrest
- Heavy duty, knit-backed vinyl in 23 standard colors
- Field replaceable seats and backs
- Chairs can be packed two per box to save on shipping

	Seat	Seat Height
C-50	17 1/2" x 18"	18"

Black Frame Chair with Arms

- 23 colors of upholstery
- Durable contour plastic arms
- *Shipping weight: 31 lbs.
- Box dimensions: 25" x 22" x 28"

	Seat	Seat Height
C-50B	17 1/2" x 18"	18"

Black Frame Chair with Arms and Wall Guard



C-50



C-40



1 1/2" leg diameter



Adjustable foot rest



Optional seat back wall guard

	Seat	Seat Height
C-40	17 1/2" x 18"	17 3/4"

Black Frame Chair/No Arms


- 23 colors of upholstery
- *Shipping weight: 28 lbs.
- Box dimensions: 22" x 21" x 27"

	Seat	Seat Height
C-40B	17 1/2" x 18"	17 3/4"

Black Frame Chair/No Arms and Wall Guard

* This item could be dimensionally weighted when shipped by UPS® or FedEx® Ground

VALUE EXAM LAMPS



	Base Diameter	Height Range
T-10	11"	50"-74"

Gooseneck Lamp


- UL & CSA approved lamp & cord
- Grounded three-prong, cord
- Chrome finish pole & base
- Inner/outer "cool shade" system
- Weighted chrome base
- Flexible gooseneck arm
- Uses up to a 60 Watt incandescent bulb (not included)
- Shipping weight: 17 lbs.



	Base Diameter	Height Range
T-12	23"	53"-77"

Gooseneck Lamp with Mobile Base

- Easy roll, Grey caster base
- UL & CSA approved lamp & cord
- Grounded three-prong, cord
- Chrome finish pole
- Inner/outer "cool shade" system
- Flexible gooseneck arm
- Uses up to a 60 Watt incandescent bulb (not included)
- Shipping weight: 17 lbs.



	Base Diameter	Height Range
T-15	19"	53"-77"

Gooseneck Lamp with 5-Leg, Mobile Base

- Stable, nylon base
- Dual wheel casters
- UL & CSA approved lamp & cord
- Grounded three-prong, cord
- Chrome finish pole
- Inner/outer "cool shade" system
- Flexible gooseneck arm
- Uses up to a 60 Watt incandescent bulb (not included)
- Shipping weight: 17 lbs., in 2 boxes



Inner shade keeps outer shade cool

SERIES 6 MEDICAL EXAM LIGHT

FEATURES

- High CRI (Color Retention Index) with high R9 red response provides critical color analysis
- Deep cavity illumination for operatory procedures
- Cool temperature, environmentally friendly LEDs use 79% less energy than halogen lighting and have a 20-30 year life
- 30,000 LUX illumination reveals exceptional detail and high definition
- Removable diffusion filter provides, glare free, soft lightning and widens the normal 10 degree focus to a full 60 degrees
- Extending counter balanced arm provides good reach, unrestricted positioning and folds up or down for easy storage
- Head adjusts vertically and horizontally and cross arm provides 360 degree rotation
- 5-year warranty on LEDs and a 2-year warranty on power supply

	Length	Width	Depth
MEL-6 (head)	4"	3"	2 1/2"

Series 6 Medical Exam Light

- compact, low-temperature
- high definition light source
- better visual detail

SPECIFICATIONS

Dimensions USA	4"L x 3"W x 2.5"D
Dimensions Metric	10mm L x 7.6mm W x 6.35mm D
Weight	18.25 lbs. (8.3 kg)
Cooling	3-stage heat management system with dual 40 x 40mm fans
Foot Candles	27900 at 12"
LUX	30,000
Color Temp	4,200 degrees Kelvin
Operating Temp	24 volts
AC Amps	0.26
Watts	0.21
Certification	UL Listed



STANDARD STEP STOOLS

FEATURES

- All welded steel base and top (no screws or rivets)
- Rubber tread top for safety
- Reinforced rubber feet
- Chrome, powder-coated or stainless steel finishes
- 1" steel tube with X-frame top support



T-40
Chrome

	Length	Height	Width
T-40	14 ¹ / ₄ "	9"	11 ¹ / ₄ "

Step Stool (one per box)

- Durable chrome finish
- 350 lbs capacity
- Shipping weight: 9 lbs.

	Length	Height	Width
T-42	14 ¹ / ₄ "	9"	11 ¹ / ₄ "

Step Stool (two per box)

- Same as T-40, packed 2 per box
- Shipping weight: 17 lbs.



TS-90
Economy Silver
Texture

	Length	Height	Width
TS-90	14 ¹ / ₄ "	9"	11 ¹ / ₄ "

Economy Step Stool (one per box)

- Silver texture powder-coated finish
- 350 lbs capacity
- Shipping weight: 9 lbs.

	Length	Height	Width
TS-92	14 ¹ / ₄ "	9"	11 ¹ / ₄ "

Economy Step Stool (two per box)

- Same as TS-90, packed 2 per box
- Shipping weight: 17 lbs.

	Length	Height	Width
T-50	14 ¹ / ₄ "	9"	11 ¹ / ₄ "

Step Stool with Handrail (one per box)

- Durable chrome finish
- 7/8" diameter handrail 36" high
- 350 lbs. capacity
- Shipping weight: 13 lbs., in 2 boxes

	Length	Height	Width
T-52	14 ¹ / ₄ "	9"	11 ¹ / ₄ "

Step Stool with Handrail (two per box)

- Same as T-50, packed 2 per box
- Shipping weight: 25 lbs., in 2 boxes



T-50
Chrome

	Length	Height	Width
TS-80	14 ¹ / ₄ "	9"	11 ¹ / ₄ "

Economy Step Stool with Handrail (one per box)

- Silver texture powder-coated finish
- 7/8" diameter handrail 36" high
- 350 lbs. capacity
- Shipping weight: 13 lbs., in 2 boxes

	Length	Height	Width
TS-82	14 ¹ / ₄ "	9"	11 ¹ / ₄ "

Economy Step Stool with Handrail (two per box)

- Same as TS-80, packed 2 per box
- Shipping weight: 25 lbs., in 2 boxes



TS-80
Economy Silver
Texture



Economy Silver Texture
Powder Coated Finish

BARIATRIC STEP STOOLS



**T-6142
Chrome**

	Length	Height	Width
T-6142	14 ¹ / ₄ "	9"	11 ¹ / ₄ "

Chrome Bariatric Step Stool

- Durable chrome finish
- Welded reinforced "X" brace
- 600 lbs. capacity
- Shipping weight: 11 lbs.



**T-6150
Chrome Step
Stool**

	Length	Height	Width
T-6150	14 ¹ / ₄ "	9"	11 ¹ / ₄ "

Chrome Bariatric Step Stool with Handrail

- Same as T-6142 with 1" handrail 36" high
- Shipping weight: 15 lbs., in 2 boxes

	Length	Height	Width
T-6242	17 ¹ / ₄ "	9"	12 ¹ / ₄ "

Large Top Bariatric Step Stool

- Durable chrome finish
- Extra wide and deep top
- Welded reinforced "X" brace
- 600 lbs. capacity
- Shipping weight: 14 lbs.

	Length	Height	Width
T-6250	17 ¹ / ₄ "	9"	12 ¹ / ₄ "

Large Top Bariatric Step Stool with Handrail

- Same as T-6242 with 1" diameter handrail 36" high
- Shipping weight: 18 lbs., in 2 boxes

	Length	Height	Width
T-6842	27"	17 ¹ / ₄ "	17 ¹ / ₄ "

Chrome Two-Step Step Stool

- Durable chrome finish
- Extra-wide and deep tops
- Reinforced base and top
- First step 10" high x 12¹/₄" x 17¹/₄"
- 600 lbs. capacity
- *Shipping weight: 30 lbs.
- Box dimensions: 29" x 19" x 19"

	Length	Height	Width
T-6850	27"	17 ¹ / ₄ "	17 ¹ / ₄ "

Chrome Two-Step Step Stool with Handrail

- Same as T-6842 with angled handrail 43" at highest point
- *Shipping weight: 38 lbs., in 2 boxes
- Box dimensions: 29" x 19" x 19" and 43" x 27" x 2"

	Length	Height	Width
TS-7142	14 ¹ / ₄ "	9"	11 ¹ / ₄ "

Economy Finish Bariatric Step Stool

- Silver texture powder-coated finish
- Welded reinforced "X" brace
- 600 lbs capacity
- Shipping weight: 11 lbs.

	Length	Height	Width
TS-7150	14 ¹ / ₄ "	9"	11 ¹ / ₄ "

Economy Finish Bariatric Step Stool with Handrail

- Same as TS-7142 with 1" diameter handrail 36" high
- Shipping weight: 15 lbs., in 2 boxes



Large Top Chrome Step Stools

T-6242

T-6250



Chrome, 2-Step, Step Stools

T-6842

T-6850



Economy Step Stools

**Economy Silver Texture
Powder Coated Finish**

TS-7142

TS-7150

STAINLESS STEEL STEP STOOLS



SS-140

	Length	Height	Width
SS-140	14 1/4"	9"	11 1/4"

*Stainless Steel Step Stool

- All welded construction
- Rubber tread top for safety
- Reinforced rubber feet
- Shipping weight: 9 lbs.



SS-190

	Length	Height	Width
SS-190	12"	5 1/4"	18"

*Stainless Steel Stacking Stools

- Use one at a time or connect multiple stools end to end, or side by side to create a larger platform
- Rubber feet and rubber tread top for safety
- Welded stainless steel construction
- Stools easily stack for storage
- Optional transport cart for easy storage
- Order individually
- Shipping weight: 14 lbs. each



Side-by-side configuration



Stacked for storage



SS-150

	Length	Height	Width
SS-150	14 1/4"	9"	11 1/4"

*Stainless Steel Step Stool with Handrail

- All welded construction
- Rubber tread top for safety
- 7/8" diameter handrail 36" high
- Reinforced rubber feet
- Shipping weight: 13 lbs., in 2 boxes



SS-199

Cart with stools

	Length	Height	Width
SS-199	20 1/2"	36"	13 1/2"

*Stainless Steel Transport Cart

- Storage and transport cart for SS-190 step stools only
- Easy-roll ball bearing casters
- Stools sold separately
- Shipping weight: 21 lbs. (knocked down)



Empty cart

*Clinton stainless steel items are not M.R.I. compatible.

UTILITY CARTS



	Length	Height to Top Shelf	Depth
TC-50	22 ¹ / ₂ "	32"	16"

Value Plastic Utility Cart

- 3 plastic shelves 15¹/₂" x 19¹/₂"
- Aluminum upright
- 2 push handles
- Each shelf rimmed on all 4 sides
- Easy assembly
- Opening between shelves 10¹/₂"
- 200 lbs. load capacity
- *Box weight: 19 lbs.
- Box dimensions: 13" x 25" x 19"



	Length	Height to Top Shelf	Depth
TC-60	31"	34"	19"

Value Black Plastic Utility Cart

- Aluminum upright support rails
- 3 polypropylene shelves, 17" x 26"
- 1¹/₂" spacing between shelves
- Each shelf rimmed on all 4 sides
- 1 push handle
- Load capacity 250 lbs.
- Easy assembly
- *Box weight: 31 lbs.
- Box dimensions: 12" x 21" x 31"



	Length	Height	Depth
TC-233	19 ¹ / ₂ "	39"	30"

Folding Cart Frame

- Chrome plated frame
- Large 4" rubber ball bearing casters thread into place for extra longevity
- Basket holders are epoxy coated
- Baskets not included (mix & match heights)
- 70 lbs. load capacity, distributed
- *Shipping weight: 23 lbs.
- Box dimensions: 7" x 23" x 47"



	Length	Height to Top Shelf	Depth
TC-70	43"	34"	20 ¹ / ₄ "

Large Premium Beige Plastic Utility Cart

- Aluminum upright support rails
- 3 polypropylene shelves, 19³/₄" x 36"
- 1¹/₂" spacing between shelves
- Each shelf rimmed on all 4 sides
- Quiet 5¹/₂", rubber, wheel swivel casters
- 2 casters with swivel locks
- 2 push handles
- 400 lbs. load capacity
- Easy assembly
- *Box weight: 45 lbs.
- Box dimensions: 12" x 24" x 39"



	Length	Height to Top Shelf	Depth
TC-88	34"	34"	19"

Premium Beige Plastic Utility Cart

- Aluminum upright support rails
- 3 polypropylene shelves, 17" x 26"
- 1¹/₂" spacing between shelves
- Each shelf rimmed on all 4 sides
- Quiet 5¹/₂", rubber, wheel swivel casters
- 2 push handles
- 400 lbs. load capacity
- Easy assembly
- *Box weight: 32 lbs.
- Box dimensions: 12" x 21" x 31"

	Length	Height	Depth
TB-206	14 ¹ / ₂ "	6"	24 ¹ / ₂ "

6" Wire Basket

- Heavy gauge steel wire construction
- White epoxy coated finish
- Shipping weight: 4 lbs.

	Length	Height	Depth
TB-212	14 ¹ / ₂ "	12"	24 ¹ / ₂ "

12" Wire Basket

- Heavy gauge steel wire construction
- White epoxy coated finish
- Shipping weight: 5 lbs.

TB-2061

Basket Set

- One 6" and one 12" basket
- Shipping weight: 9 lbs.

TB-2062

Basket Set

- Two 6" baskets
- Shipping weight: 8 lbs.

HAMPERS



H-40



H-40R



H-41



H-41R



H-48

H-42

	Width	Height	Depth
H-40	18 ⁵ / ₈ "	37 ¹ / ₂ "	19 ¹ / ₂ "

Square Tilt-Lid Hamper

- White epoxy coated steel lid
- Fold-down prop to keep lid open
- Chrome plated steel frame
- Pedal activated lid
- Heavy duty bag support and holder
- White holder for extra plastic bags
- Four 3" casters, 2 with locks
- Shipping weight: 27 lbs.

H-40R—Red

- Same as H-40 with red lid



H-40 bag holder



H-40 lid prop

	Diameter	Height
H-41	19 ¹ / ₂ "	36 ¹ / ₂ "

18" Round Tilt-Lid Hamper

- Chrome plated steel lid and frame
- Spring-loaded, foot operated lid
- M-style base with bag support
- 4 rubber wheel ball bearing casters
- Shipping weight: 26 lbs.

H-41R—Red

- Same as H-41 with red lid

	Diameter	Height
H-48	19"	35"

Economy 18" Round Hamper

- Chrome plated steel frame
- Bag support bars
- 3 rubber wheel ball bearing casters
- Shipping weight: 13 lbs.

	Width	Height	Depth
H-42	19 ³ / ₄ "	42"	37"

Adjustable Folding Hamper

- Chrome plated steel frame
- Adjusts to fit 18", 22" or 25" bags
- Folds for compact storage
- All-steel bag rest chrome plated
- Four 3" rubber wheel ball bearing casters
- Shipping weight: 18 lbs.

SPACE SAVER HAMPERS



H-43



H-43R



HS-54
Stainless Steel



HS-54R
Stainless Steel



H-18 & H-25

H-18
18" Drawstring Style Cloth Hamper Bag

- Shipping weight: 3 lbs.

H-25
25" Drawstring Style Cloth Hamper Bag

- Shipping weight: 3 lbs.

Shown on H-40, but will fit other models as well.

	Diameter	Height
H-43	18"	32"

18" Triangular Hamper with Lid

- Ultra-Durable white powder-coated finish
- Space saver triangular design
- Foot operated tilt lid with bumper
- Base bumper guards for wall protection
- Easy to use extra wide chrome foot peddle
- Solid heavy gauge shelf keeps bags elevated
- 3" easy-roll swivel ball bearing casters
- Rigid construction with all-welded base and top frame
- Accommodates 18" diameter bags
- KD design saves on shipping costs
- Shipping weight: 26 lbs.

H-43R—Red

- Same as H-43 with red lid

	Diameter	Height
HS-54	18"	32"

***18" Stainless Steel Triangular Hamper with Lid**

- All stainless steel construction
- Space saver triangular design
- Foot operated tilt lid with bumper
- Base bumper guards for wall protection
- Easy to use extra wide foot peddle
- Solid heavy gauge shelf keeps bags elevated
- 3" easy-roll swivel ball bearing casters
- Rigid construction with all-welded base and top frames
- Accommodates 18" diameter bags
- KD design saves on shipping costs
- Shipping weight: 26 lbs.

***HS-54R—Red**

- Same as HS-54 with red steel lid



Easy to use large pedal and bumper rings that protect the walls

INSTRUMENT STANDS



	Base Diameter	Height Range
M-20	23"	31"–50"

Premium Mobile Instrument Stand

- Stable, 5-leg cast aluminum base
- Easy positioning with no need to tip style base
- Removable stainless steel tray
- Dual wheel soft roll casters
- 1" chrome plated pole and frame
- Knob height adjustment
- Maximum load capacity 15 lbs.
- Shipping weight: 17 lbs., in 2 boxes



	Length	Width	Height
M-24	19"	12 ³ / ₄ "	3 ³ / ₄ "

Stainless Steel Replacement Trays

- Rimmed tray with satin finish
- Shipping weight: 5 lbs.
- Not MRI compatible



	Base Diameter	Height Range
M-27	19"	31"–50"

Space Saver Instrument Stand

- Narrow base makes close positioning and storage easy
- Stable, 5-leg nylon base
- Easy positioning with no need to tip style base
- Removable stainless steel tray
- Dual wheel casters
- 1" chrome plated pole and frame
- Knob height adjustment
- Maximum load capacity 15 lbs.
- Shipping weight: 17 lbs., in 2 boxes



	Base Diameter	Height Range
M-29	21"	31"–50"

Value Instrument Stand

- Stable, 5-leg nylon base
- Easy positioning with no need to tip style base
- Removable stainless steel tray
- Dual wheel casters
- 1" chrome plated pole and frame
- Knob height adjustment
- Maximum load capacity 15 lbs.
- Shipping weight: 17 lbs., in 2 boxes



	Base Diameter	Height Range
M-28	22"	30"–49"

Economy Instrument Stand

- Stable base design
- Easy positioning with no need to tip style base
- Removable stainless steel tray
- 4 easy roll casters
- 1" chrome plated pole and frame
- Durable powder coated base
- Knob height adjustment
- Maximum load capacity 15 lbs.
- Shipping weight: 17 lbs., in 2 boxes

MAYO & INSTRUMENT STANDS



	Base	Height Range
M-22	21" x 20"	34"-54"

Double Post Mayo Stand

- Removable stainless steel tray
- 2 ball bearing, rubber casters
- 1" chrome plated poles and base
- Tip style position base
- Knob height adjustment
- Maximum load capacity 15 lbs.
- Shipping weight: 19 lbs.

	Base	Height Range
M-21	18" x 22"	31"-50"

Single Post Mayo Stand

- Removable stainless steel tray
- 2 ball bearing, rubber casters
- 1" chrome plated pole and base
- Tip style position base
- Knob height adjustment
- Maximum load capacity 15 lbs.
- Shipping weight: 16 lbs.

STAINLESS STEEL MODELS



	Base Diameter	Height Range
MS-23	18"-22"	31"-50"

*Single Post Stainless Steel Mayo Stand

- Stainless steel frame and base
- Tip style position base
- Removable stainless steel tray
- 2 ball bearing rubber casters
- 1" pole and frame
- Knob lock height adjustment
- Maximum load capacity 15 lbs.
- Shipping weight: 17 lbs.

*Clinton stainless steel items are not M.R.I. compatible.



	Base Diameter	Height Range
MS-27	24"	31"-50"

*Mobile Stainless Steel Instrument Stand

- Stainless steel pole and tray
- Stable, easy position, 5-leg, gray nylon base
- Easy positioning with no need to tip style base
- Removable stainless steel tray
- 5 easy-roll casters
- Knob lock height adjustment
- Maximum load capacity 15 lbs.
- Shipping weight: 18 lbs., in 2 boxes



	Base Diameter	Height Range
MS-29	23"	33"-49"

*Mobile Stainless Steel Instrument Stand

- Stainless steel frame and base
- Easy positioning with no need to tip style base
- Removable stainless steel tray
- Moves easily on 4 ball bearing casters
- Stable heavy base design
- Knob lock height adjustment
- Maximum load capacity 15 lbs.
- Shipping weight: 18 lbs., in 2 boxes

ECONOMY TWIST-LOCK IV STANDS



	Base Diameter	Height Range
IV-40	22"	46"–83"

Economy 4-Leg, 2-Hook IV Pole

- Chrome plated steel pole/twist-lock adjustment
- Epoxy coated 4-leg base
- Detachable ram's horn hooks
- 4 easy roll ball bearing casters
- 30 lbs. load capacity
- Packed 1 per box
- Shipping weight: 17 lbs.

	Base Diameter	Height Range
IV-404	22"	46"–83"

Economy 4-Leg, 4-Hook IV Pole

- Same as IV-40 with 4-hook detachable top
- Packed 1 per box
- Shipping weight: 18 lbs.



Removable, 2-hook top Removable, 4-hook top

	Base Diameter	Height Range
IV-45	23"	46"–83"

Economy, Five-Leg, 2-Hook IV Pole

- Chrome plated steel pole/twist-lock adjustment
- 5-leg cast aluminum base
- Detachable ram's horn hooks
- Dual wheel casters
- 45 lbs. load capacity
- Packed 2 per case only (priced each)
- Shipping weight: 28 lbs., in 2 boxes

	Base Diameter	Height Range
IV-454	23"	46"–83"

Economy, Five-Leg, 4-Hook IV Pole

- Same as IV-45 with 4-hook top
- Packed 2 per case only (priced each)
- Shipping weight: 28 lbs., in 2 boxes

	Base Diameter	Height Range
IV-47	21"	46"–83"

Economy, Five-Leg, 2-Hook IV Pole

- Chrome plated steel pole/twist-lock adjustment
- 5-leg, nylon composite base
- Detachable ram's horn hooks
- Dual wheel casters
- 45 lbs. load capacity
- Packed 2 per case only (priced each)
- Shipping weight: 28 lbs., in 2 boxes

	Base Diameter	Height Range
IV-474	21"	46"–83"

Economy Five-Leg, 4-Hook IV Pole

- Same as IV-47 with 4-hook top
- Packed 2 per case only (priced each)
- Shipping weight: 28 lbs., in 2 boxes



Twist-lock height adjustment

See page 33 & 34 for available accessories

KNOB-LOCK IV STANDS



	Base Diameter	Height Range
IV-31	22"	52"-91"


Heavy Base, 2-Hook IV Pole

- Chrome plated steel pole/knob-lock adjustment
- 4-leg epoxy coated steel base with bumper guards
- Detachable ram's horn hooks with plastic tips
- 2" rubber wheel ball bearing casters
- 45 lbs. load capacity
- Shipping weight: 18 lbs.

	Base Diameter	Height Range
IV-314	22"	52"-91"

Heavy Base, 4-Hook IV Pole

- Same as IV-31 with 4-hook top
- Shipping weight: 19 lbs.



2-hook top with end tips 4-hook top with end tips

	Base Diameter	Height Range
IV-35	23"	52"-92"

Five-Leg, 2-Hook IV Pole

- Chrome plated steel pole/knob-lock adjustment
- 5-leg cast aluminum base
- Detachable ram's horn hooks with plastic tips
- Soft roll, dual wheel casters
- 45 lbs. load capacity
- Shipping weight: 15 lbs., in 2 boxes

	Base Diameter	Height Range
IV-354	23"	52"-92"

Five-Leg, 4-Hook IV Pole

- Same as IV-35 with 4-hook top
- Shipping weight: 15 lbs., in 2 boxes

	Base Diameter	Height Range
IV-37	24"	51"-91"


Five-Leg, 2-Hook IV Pole

- Chrome plated steel pole/knob-lock adjustment
- 5-leg, grey nylon composite base
- Detachable ram's horn hooks with plastic tips
- Easy roll, dual wheel casters
- 45 lbs. load capacity
- Shipping weight: 16 lbs., in 2 boxes

	Base Diameter	Height Range
IV-374	24"	51"-91"

Five-Leg, 4-Hook IV Pole

- Same as IV-37 with 4-hook top
- Shipping weight: 16 lbs., in 2 boxes



Stay-In-Place Knob will not fall out

INFUSION PUMP STANDS



IV-33 (2-Hooks)
IV-334 (4-Hooks)
IV-336 (6-Hooks)

	Base Diameter	Height Range
IV-33	26"	56"-99"

Six-Leg, 2-Hook Infusion Pump Stand

- Large diameter chrome plated steel pole
- Oversized base for stability
- 6-leg epoxy coated base
- Single knob height adjustment
- Detachable ram's horn hooks with plastic tips
- 3" rubber wheel, ball bearing casters
- 45 lbs. load capacity
- Shipping weight: 28 lbs., in 2 boxes

	Base Diameter	Height range
IV-334	26"	56"-99"

Six-Leg, 4-Hook IV Pole

- Same as IV-33 with 4-hook detachable top
- Shipping weight: 28 lbs., in 2 boxes

	Base Diameter	Height range
IV-336	26"	56"-99"

Six-Leg, 6-Hook IV Pole

- Same as IV-33 with 6-hook detachable top
- Shipping weight: 29 lbs., in 2 boxes



IV-52 (2-Hooks)
IV-524 (4-Hooks)

	Base Diameter	Height Range
IV-52	19"	52"-92"

Five-Leg, Space-Saver, 2-Hook Infusion Pump Stand

- Chrome plated steel pole
- 5-leg, easy clean nylon base
- heavy center weight adds stability
- 19" base saves floor space
- 3" soft-roll, dual wheel casters
- Single knob height adjustment
- Detachable ram's horn hooks with plastic tips
- 45 lbs. load capacity
- Shipping weight: 24 lbs., in 2 boxes

	Base Diameter	Height range
IV-524	19"	52"-92"

Five-Leg, Space-Saver, 4-Hook Infusion Pump Stand

- Same as IV-52 with 4-hook, detachable top
- Shipping weight: 25 lbs., in 2 boxes




2-Hook top with end tips



4-Hook top with end tips



6-Hook top with end tips



Stay-In-Place Knob will not fall out

See page 33 & 34 for available accessories

HEAVY DUTY INFUSION PUMP STANDS



IV-604 (4-Hooks)
IV-606 (6-Hooks)



Stay-In-Place Knob will not fall out



IV-610 (2-Hooks)
IV-614 (4-Hooks)
IV-616 (6-hooks)



Color code your bases (for space saver base only, see options on page 33)

See page 33 & 34 for available accessories

	Base Diameter	Height Range
IV-604	23"	51"-92"

Six-Leg, 4-Hook, Heavy Base Infusion Pump Stand

- Chrome plated steel pole
- Enamel-coated, ultra heavy, tip resistant steel 6-leg base
- Detachable ram's horn hooks with plastic tips
- 4" Heavy duty, rubber wheel, ball bearing casters
- Bent, low center of gravity style base
- Extra rigid, pole-in-tube mounting system
- Maximum load capacity 65 lbs.
- Shipping weight: 37 lbs., in 2 boxes

	Base Diameter	Height range
IV-606	23"	51"-92"

Six-Leg, 6-Hook, Heavy Base Infusion Pump Stand

- Same as model IV-604 with 6-hook, detachable top
- Shipping weight: 37 lbs., in 2 boxes

	Base Diameter	Height Range
IV-610	16"	53"-93"

Six-Leg, Space Saver, Heavy Duty, 2-Hook Infusion Pump Stand

- Chrome plated steel pole
- Enamel-coated, ultra heavy, tip resistant steel base with extra bottom weight
- Stable, 6-leg base with end bumpers
- 16" base saves floor space
- Detachable ram's horn hooks with plastic tips
- 3" Heavy duty, rubber wheel, ball bearing casters
- Extra rigid, pole-in-tube mounting system
- See optional color bumpers
- Maximum load capacity 45 lbs.
- Shipping weight: 32 lbs., in 2 boxes

	Base Diameter	Height range
IV-614	16"	53"-93"

Six-Leg, Space Saver, Heavy Duty, 4-Hook Infusion Pump Stand

- Same as model IV-610 with 4-hook, detachable top
- Shipping weight: 32 lbs., in 2 boxes

	Base Diameter	Height range
IV-616	16"	53"-93"

Six-Leg, Space Saver, Heavy Duty, 6-Hook Infusion Pump Stand

- Same as model IV-610 with 6-hook, detachable top
- Shipping weight: 33 lbs., in 2 boxes

STAINLESS STEEL IV STANDS



Base Diameter Height Range

IVS-31	22"	60"–100"
---------------	-----	----------

***Economy Stainless Steel IV Pole with Welded 2-Hook Top**

- Stainless steel pole and base
- Knob lock height adjustment
- Heavy duty, stainless steel base with low center of gravity design
- 2 welded in place ram's horn hooks
- 2" rubber wheel, ball bearing casters
- 45 lbs. load capacity
- Shipping weight: 17 lbs., in 1 box

Base Diameter Height Range

IVS-312	22"	60"–100"
----------------	-----	----------

***Stainless Steel, 2-Hook IV Pole**

- Same as IVS-31 with detachable, 2-hook top
- Shipping weight: 17 lbs., in 1 box

Base Diameter Height Range

IVS-314	22"	60"–100"
----------------	-----	----------

***Stainless Steel, 4-Hook IV Pole**

- Same as IVS-31 with detachable, 4-hook top
- Shipping weight: 17 lbs., in 2 boxes



Base Diameter Height Range

IVS-352	23"	60"–100"
----------------	-----	----------

***Stainless Steel, Five-Leg, 2-Hook IV Pole**

- 5-leg cast aluminum base
- 2 detachable ram's horn hooks
- Soft roll, dual wheel casters
- Stainless steel pole/knob-lock height adjustment
- 45 lbs. load capacity
- Shipping weight: 15 lbs., in 2 boxes

Base Diameter Height Range

IVS-354	23"	60"–100"
----------------	-----	----------

***Stainless Steel, Five-Leg, 4-Hook IV Pole**

- Same as IVS-352 with detachable, 4-hook top
- Shipping weight: 15 lbs., in 2 boxes

Base Diameter Height Range

IVS-356	23"	60"–100"
----------------	-----	----------

***Stainless Steel, Five-Leg, 6-Hook IV Pole**

- Same as IVS-352 with detachable, 6-hook top
- Shipping weight: 16 lbs., in 2 boxes



Base Diameter Height Range

IVS-7332	26"	64"–100"
-----------------	-----	----------

***Stainless Steel, Six-Leg, 2-Hook IV Pole**

- Large diameter, 6-leg epoxy-coated base
- 2 detachable ram's horn hooks with plastic end tips
- 3" rubber wheel ball bearing casters
- Stainless steel pole/knob-lock height adjustment
- 45 lbs. load capacity
- Shipping weight: 28 lbs., in 2 boxes

Base Diameter Height Range

IVS-7334	26"	64"–100"
-----------------	-----	----------

***Stainless Steel, Six-Leg, 4-Hook IV Pole**

- Same as IVS-7332 with detachable, 4-hook top
- Shipping weight: 28 lbs., in 2 boxes

Base Diameter Height Range

IVS-7336	26"	64"–100"
-----------------	-----	----------

***Stainless Steel, Six-Leg, 6-Hook IV Pole**

- Same as IVS-7332 with detachable, 6-hook top
- Shipping weight: 29 lbs., in 2 boxes

*Clinton stainless steel items are not M.R.I. compatible. See page 33 & 34 for available accessories

STAINLESS STEEL INFUSION PUMP STANDS



	Base Diameter	Height Range
IVS-734	23"	60"–100"

***Six-Leg, 4-Hook Infusion Pump Stand**

- Stainless steel pole/knob-lock adjustment
- 6-leg, epoxy coated, metal base
- Oversized steel base for stability
- Detachable ram's horn hooks with plastic tips
- 4" heavy duty, rubber wheel, ball bearing casters
- Extra rigid, pole-in-tube mounting system
- Heavy duty, low center of gravity base
- Maximum load capacity 65 lbs.
- Shipping weight: 37 lbs., in 2 boxes

	Base Diameter	Height Range
IVS-736	23"	60"–100"

***Six-Leg, 6-Hook Infusion Pump Stand**

- Same as IVS-734 with detachable, 6-hook top
- Shipping weight: 37 lbs., in 2 boxes



	Base Diameter	Height Range
IVS-702	16"	62"–102"

***Six-Leg, Space-Saver, Heavy-Duty, 2-Hook Infusion Pump Stand**

- Stainless steel pole/knob-lock adjustment
- 6-leg, enamel coated, ultra heavy, tip-resistant, steel base with black end bumper guards
- 16" base saves floor space
- Detachable ram's horn 2-hook top with plastic tips
- 3" heavy duty, rubber wheel, ball bearing casters
- Extra rigid, pole-in-tube mounting system
- See optional color bumpers
- Maximum load capacity 45 lbs.
- Shipping weight: 32 lbs., in 2 boxes

	Base Diameter	Height Range
IVS-704	16"	62"–102"

***Six-Leg, Space-Saver, Heavy-Duty, 4-Hook Infusion Pump Stand**

- Same as IVS-702 with detachable, 4-hook top
- Shipping weight: 32 lbs., in 2 boxes

	Base Diameter	Height Range
IVS-706	16"	62"–102"

***Six-Leg, Space Saver, Heavy Base, 6-Hook Infusion Pump Stand**

- Same as IVS-702 with detachable, 6-hook top
- Shipping weight: 33 lbs., in 2 boxes



Stay-In-Place Knob will not fall out



Color code your bases (for space saver base only, see options on page 34)



2-Hook top with end tips



4-Hook top with end tips



6-Hook top with end tips

IV/INFUSION STAND OPTIONS



	Width	Height
IV-42	17 ³ / ₄ "	27 ³ / ₄ "

Infusion Pump Frame

- 1" chrome-plated steel frame
- Holds up to 4 IV pumps
- Requires 2 universal clamps (sold separately)
- Only suitable for 6-leg, non-space saver models

	Width	Depth
IV-46	6 ¹ / ₄ "	5"

Pump Support Tray

- 1/2" center hole provides easy pump attachment
- Chrome finish
- Requires 1 universal clamp (sold separately)

IV-41

Universal Clamp

- Aluminum clamp used to mount most accessories without disassembling pole
- Easy position adjustments
- Set-screw locks accessories in place
- Not included with accessories

	Width	Depth
IV-43	12 ¹ / ₂ "	11 ¹ / ₂ "

Steering Handle

- Easy-grip black vinyl coating
- Aids movement and control of poles
- Requires 1 universal clamp (sold separately)

IV-44

Oxygen Cylinder Holder

- Chrome-plated steel frame
- Holds D or E size oxygen tanks
- Requires 1 universal clamp (sold separately)
- Not suitable for IV-40 and IV-404

IV/INFUSION STAND OPTIONS



IV-50

IV Pole Outlet Strip

- 6 hospital grade outlets
- 6' cord
- Stainless steel frame with hood
- Mounting requires 1 universal clamp (sold separately)



IV-56 Front



IV-59

Color Key IV Pole End Tip

- Color code IV poles by department
- Sold in sets of 6
- For models: IV-610/IV-614/IV-616 IVS-702/IVS-704/IVS-706 only

* Colors shown are as accurate as allowed by the printing process. Actual colors may vary.



Easy mount clamp

IV-56 Back

IV-59O — Orange

IV-59R — Red

IV-59G — Green

IV-59B — Blue

IV-56

Drainage Bag Hooks

- Chrome plated with 2-hook positions
- Clamps to pole with thumb screws, no universal clamp needed
- For all models except IV-33, IV-334, and IV-336



IV-51B
IV-51S
IV-52B
IV-52S



IV-57

IV-57

Single Ram's Horn Accessory Hook

- Requires universal clamp (sold separately)

	Width	Height	Depth
IV-51B	14"	8"	8 ¹ / ₂ "

Heavy Duty Wire Basket

- Black epoxy coated finish
- Useful for storing IV supplies
- Requires 1 universal clamp to mount (sold separately)

	Width	Height	Depth
IV-51S	14"	8"	8 ¹ / ₂ "

*Heavy Duty Stainless Steel Wire Basket

- Same as IV-51B with stainless steel construction

	Width	Height	Depth
IV-52B	12"	6"	6 ¹ / ₂ "

Heavy Duty Wire Basket

- Smaller version of IV-51B

	Width	Height	Depth
IV-52S	12"	6"	6 ¹ / ₂ "

*Heavy Duty Stainless Steel Wire Basket

- Smaller version of IV-51S



IV-55

IV-55

*Extra Hooks and Organizer Hooks

- 4 ram's horn hooks and 4 open hooks
- All stainless steel hooks
- For all models except IV-33, IV-334 and IV-336



IV-48

IV-48

Base Stability Weight (2¹/₂ lbs.)

- Add 2¹/₂" lbs. to base for improved stability
- Easily mounts to center of base
- Not suitable for IV-40 and IV-404

IV-485

Base Stability Weight (5 lbs.)

- Same as IV-48 with 5 lb. weight

*Clinton stainless steel items are not M.R.I. compatible.

ROUND SERIES WASTE RECEPTACLES

FEATURES

- Round steel outer shell in your choice of stainless steel or 3 enamel finishes
- Step-on foot pedal operated lid
- 3 capacity choices
- Removable inner bucket with handle
- One piece plastic base keeps metal from contacting floor
- Chrome handle makes moving and cleaning easy
- 2 hazardous waste labels are included for all models
- Stainless steel waste receptacles are not MRI compatible



All plastic base keeps metal from scratching floor



Plastic inner bucket with handle



**INFECTIOUS WASTE
BASURA INFECCIOSA**

Biohazard labels included



Chrome handle



	Depth	Height
TR-32S	14"	25 3/4"

Large Round Stainless Steel Waste Receptacle

- 32 quart capacity (8 gallons)
- All stainless steel outer shell and lid
- Shipping weight: 12 lbs.

	Depth	Height
TR-20S	14"	17 3/4"

Medium Round Stainless Steel Waste Receptacle

- 20 quart capacity (5 gallons)
- All stainless steel outer shell and lid
- Shipping weight :9 lbs.

	Depth	Height
TR-13S	12"	15 3/4"

Small Round Stainless Steel Waste Receptacle

- 13 quart capacity (3.25 gallons)
- All stainless steel outer shell and lid
- Shipping weight: 6 lbs.

ROUND SERIES WASTE RECEPTACLES



	Depth	Height
TR-13W	12"	15 3/4"

Small Round White Waste Receptacle

- 13 quart capacity (3.25 gallons)
- All steel outer shell and lid
- White enamel finish
- Shipping weight: 6 lbs.

	Depth	Height
TR-20W	14"	17 3/4"

Medium Round White Waste Receptacle

- 20 quart capacity (5 gallons)
- All steel outer shell and lid
- White enamel finish
- Shipping weight: 9 lbs.

	Depth	Height
TR-32W	14"	25 3/4"

Large Round White Waste Receptacle

- 32 quart capacity (8 gallons)
- All steel outer shell and lid
- White enamel finish
- Shipping weight: 12 lbs.

	Depth	Height
TR-13B	12"	15 3/4"

Small Round Beige Waste Receptacle

- 13 quart capacity (3.25 gallons)
- All steel outer shell and lid
- Beige enamel finish
- Shipping weight: 6 lbs.

	Depth	Height
TR-20B	14"	17 3/4"

Medium Round Beige Waste Receptacle

- 20 quart capacity (5 gallons)
- All steel outer shell and lid
- Beige enamel finish
- Shipping weight: 9 lbs.

	Depth	Height
TR-32B	14"	25 3/4"

Large Round Beige Waste Receptacle

- 32 quart capacity (8 gallons)
- All steel outer shell and lid
- Beige enamel finish
- Shipping weight: 12 lbs.

	Depth	Height
TR-13R	12"	15 3/4"

Small Round Red Waste Receptacle

- 13 quart capacity (3.25 gallons)
- All steel outer shell and lid
- Red enamel finish
- Shipping weight: 6 lbs.

	Depth	Height
TR-20R	14"	17 3/4"

Medium Round Red Waste Receptacle

- 20 quart capacity (5 gallons)
- All steel outer shell and lid
- Red enamel finish
- Shipping weight: 9 lbs.

	Depth	Height
TR-32R	14"	25 3/4"

Large Round Red Waste Receptacle

- 32 quart capacity (8 gallons)
- All steel outer shell and lid
- Red enamel finish
- Shipping weight: 12 lbs.

PLASTIC SERIES WASTE RECEPTACLES



T-62W



T-62B



T-62R

	Width	Height	Depth
T-62	15 1/2"	19"	14"

32 Quart Rectangular Plastic Receptacle in Ivory, Beige and Red

- Easy clean plastic shell and lid
- Large step-on foot pedal operated lid
- Bio-hazard labels included
- Box weight: 8 lbs. (single box)
- This item can be packed three per box

T-62W—Ivory

T-62B—Beige

T-62R—Red



Biohazard labels included



T-52W



T-52B



T-52R

	Width	Height	Depth
T-52	15 1/2"	26"	14 1/2"

52 Quart Rectangular Plastic Receptacle in Ivory, Beige and Red

- Easy clean plastic shell and lid
- Large step-on foot pedal operated lid
- Bio-hazard labels included
- *Box weight: 9 lbs. (single box)
- Box dimensions: 16" x 16" x 27"
- This item can be packed three per box

T-52W—Ivory

T-52B—Beige

T-52R—Red

Due to the limitations of the printing process, actual colors may vary.

* This item could be dimensionally weighted when shipped by UPS® or FedEx® Ground

PREMIUM WASTE RECEPTACLES

FEATURES

- Heavy gauge steel construction
- Ultra durable, smooth surface, powder-coated finish
- Full width lid hinge
- Heavy duty lid operating system
- Self-closing lid with bumper strips
- Interior bag holder
- Easy-clean non-textured finish
- 2 Biohazard labels included
- Rubber base strip protects flooring
- Easy to locate extra wide foot pedal



Width Depth Height

	Width	Depth	Height
TP-24W	12"	13 ¹ / ₄ "	16 ¹ / ₂ "

Premium White Waste Receptacle

- 24 quart capacity (6 gallons)
- Easy-to-use foot pedal
- Built for heavy duty use
- White powder-coated finish
- Shipping weight: 14 lbs.



Width Depth Height

	Width	Depth	Height
TP-24R	12"	13 ¹ / ₄ "	16 ¹ / ₂ "

Premium Red Waste Receptacle

- 24 quart capacity (6 gallons)
- Easy-to-use foot pedal
- Built for heavy duty use
- Red powder-coated finish
- Shipping weight: 14 lbs.



Biohazard labels included



Extra wide foot pedal



Width Depth Height

	Width	Depth	Height
TP-32W	12"	13 ¹ / ₄ "	21 ¹ / ₂ "

Premium White Waste Receptacle

- 32 quart capacity (8 gallons)
- Easy-to-use foot pedal
- Built for heavy duty use
- White powder-coated finish
- Shipping weight: 16 lbs.



Width Depth Height

	Width	Depth	Height
TP-32R	12"	13 ¹ / ₄ "	21 ¹ / ₂ "

Premium Red Waste Receptacle

- 32 quart capacity (8 gallons)
- Easy-to-use foot pedal
- Built for heavy duty use
- Red powder-coated finish
- Shipping weight: 16 lbs.

WIRE GLOVE BOX HOLDERS



	Width	Height	Depth
G-1000	11 1/2"	4 1/4"	3 3/4"

Single Horizontal Wire Glove Box Holder

	Width	Height	Depth
G-1022	11 3/4"	11 1/2"	4 1/4"

Double Horizontal Wire Glove Box Holder



	Width	Height	Depth
G-1030	17 3/4"	8 1/4"	3 3/4"

Triple Vertical Wire Glove Box Holder

	Width	Height	Depth
G-1020	11 1/4"	8"	3 3/4"

Double Vertical Wire Glove Box Holder



	Width	Height	Depth
G-1033	11 1/2"	14"	4 1/4"

Triple Horizontal Wire Glove Box Holder



	Width	Height	Depth
G-1044	11 1/2"	22 1/2"	4 1/4"

Quad Horizontal Wire Glove Box Holder

FEATURES



- Powder coated steel wire construction
- Open design allows for easy glove identification
- Mounting hardware included
- Universal size fits most glove boxes
- Order in any quantity



STAINLESS STEEL GLOVE BOX HOLDERS

FEATURES

- Stainless steel construction
- Open design allows for easy glove identification
- All units mount horizontal or vertical
- Mounting hardware included
- Universal size fits most glove boxes
- Order in any quantity
- **Not MRI compatible**



	Width	Height	Depth
GS-3000	5 1/2"	10"	3 3/4"

Single Stainless Steel Glove Box Holder

	Width	Height	Depth
GS-3020	10 1/2"	10"	3 3/4"

Double Stainless Steel Glove Box Holder



	Width	Height	Depth
GS-3030	15 7/8"	10"	3 3/4"

Triple Stainless Steel Glove Box Holder

	Width	Height	Depth
GS-3040	22 3/8"	10"	3 3/4"

Quad Stainless Steel Glove Box Holder



	Width	Height	Depth
GS-3022	5 1/2"	20"	4"

Double Slimline Stainless Steel Glove Box Holder

	Width	Height	Depth
GS-3033	5 1/2"	30"	4"

Triple Slimline Stainless Steel Glove Box Holder



WHITE STEEL GLOVE BOX HOLDERS

FEATURES

- Powder coated steel construction
- Open design allows for easy glove identification
- All units mount horizontal or vertical
- Mounting hardware included
- Universal size fits most glove boxes
- Order in any quantity




	Width	Height	Depth
GW-2000	5 1/2"	10"	3 3/4"

Single White Steel Glove Box Holder

	Width	Height	Depth
GW-2020	10 1/2"	10"	3 3/4"

Double White Steel Glove Box Holder



	Width	Height	Depth
GW-2030	15 7/8"	10"	3 3/4"

Triple White Steel Glove Box Holder

	Width	Height	Depth
GW-2040	22 3/8"	10"	3 3/4"

Quad White Steel Glove Box Holder



	Width	Height	Depth
GW-2022	5 1/2"	20"	4"

Double Slimline White Steel Glove Box Holder



	Width	Height	Depth
GW-2033	5 1/2"	30"	4"

Triple Slimline White Steel Glove Box Holder



OVER-BED TABLES



	Length	Width
TS-160 top	15"	31 1/2"
base	16"	26 1/2"
height range	31" – 41 1/2"	

U-Base, Over Bed Table

- Walnut laminate top
- Chrome plated base
- U-base for easy access
- Dual wheel nylon casters
- Single hand, spring loaded height adjustments
- 50 lbs. load capacity
- Shipping weight: 29 lbs.

TS-165

U-Base, Over-Bed Table

- Same as TS-160 with Gray laminate top



	Length	Width
TS-199 top	15"	31 1/2"
base	16"	26 1/2"
height range	20"– 27 1/4"	

Low Height, H-Base, Over-Bed Table

- Walnut laminate top
- Chrome plated base
- H-Base design
- Dual wheel nylon casters
- Single hand, spring loaded height adjustments
- 50 lbs. load capacity
- Shipping weight: 29 lbs.



	Length	Width
TS-170 top	15"	31 1/2"
base	16"	26 1/2"
height range	31" – 41 1/2"	

H-Base, Over-Bed Table

- Walnut laminate top
- Chrome plated base
- Dual wheel nylon casters
- Single hand, spring loaded height adjustments
- 50 lbs. load capacity
- Shipping weight: 29 lbs.

TS-175

H-Base, Over-Bed Table

- Same as TS-170 with Gray laminate top



	Length	Width
TS-180 top	15"	31 1/2"
base	16"	26 1/2"
height range	32 1/2" – 43"	

H-Base, Tilt-Top, Over-Bed Table

- Walnut laminate top
- Chrome plated base
- Tilting top for easy patient use
- 1/4" lip edge on long sides
- Dual wheel nylon casters
- Single hand, spring loaded height adjustments
- 25 lbs. load capacity
- Shipping weight: 29 lbs.

TS-185

H-Base Tilt-Top, Over-Bed Table

- Same as TS-180 with Gray laminate top

	Length	Width
TS-190 top	15"	31 1/2"
base	16"	26 1/2"
height range	32 1/2" – 43"	

U-Base Tilt-Top Over-Bed Table

- Walnut laminate top
- Chrome plated base
- U-base for easy access
- Tilting top for easy patient use
- 1/4" lip edge on long sides
- Dual wheel nylon casters
- Single hand, spring loaded height adjustments
- 25 lbs. load capacity
- Shipping weight: 29 lbs.

TS-195

U-Base, Tilt-Top, Over-Bed Table

- Same as TS-190 with Gray laminate top

STAINLESS STEEL KICK BUCKETS



	Diameter	Total Height
SS-160	14 1/2"	12"

Stainless Steel Kick Bucket and Frame

- Stainless steel frame
- 360° bumper on frame
- 2" rubber wheel ball bearing casters
- 13 quart stainless steel bucket
- Shipping weight: 12 lbs.
- **Not MRI compatible**

	Diameter
SS-166	14 1/2"

Stainless Steel Kick Bucket Frame Only

- Same as SS-160 without bucket
- Shipping weight: 7 lbs.
- **Not MRI compatible**

	Diameter	Total Height
SS-170	14 1/2"	12"

Stainless Steel Kick Bucket and Heavy Duty Frame

- Heavy gauge stainless steel construction
- X-brace design protects pail and adds rigidity
- Tip resistant design
- Extra wide 360° rim bumper
- 2" rubber wheel ball bearing casters
- 13 quart stainless steel pail
- Rubber tips protect bucket and reduces noise
- Shipping weight: 14 lbs.
- **Not MRI compatible**



	Diameter
SS-177	14 1/2"

SS-177 X-cross bracing and extra wide rim bumper

Heavy Duty Stainless Steel Kick Bucket Frame Only

- Same as SS-170 without bucket
- Shipping weight: 9 lbs.
- **Not MRI compatible**

SUNDRY JARS



	Diameter	Height
T-60	4 ³ / ₈ "	6 ¹ / ₂ "

Labeled, Opaque Plastic Sundry Jars



- Set of 5
- Clear tops
- Sold in sets only
- Shipping weight: 3 lbs.



	Diameter	Height
T-70	4 ³ / ₈ "	6 ¹ / ₂ "

Labeled, Clear Plastic Sundry Jars

- Set of 5
- Clear tops
- Sold in sets only
- Shipping weight: 3 lbs.



	Diameter	Height
T-66	4 ³ / ₈ "	6 ¹ / ₂ "

Labeled, Opaque Plastic "Animal Pals" Sundry Jars

- Set of 5
- Clear tops
- Durable plastic with kid-friendly labels
- Sold in sets only
- Shipping weight: 3 lbs.



	Diameter	Height
T-77	4 ³ / ₈ "	6 ¹ / ₂ "

Labeled, Clear Plastic "Animal Pals" Sundry Jars

- Set of 5
- Clear tops
- Durable plastic with kid-friendly labels
- Sold in sets only
- Shipping weight: 3 lbs.



	Diameter	Height
T-79	4 ³ / ₈ "	6 ¹ / ₂ "

Unlabeled, Clear Plastic Sundry Jars

- Set of 5
- Clear tops
- Sold in sets only
- Shipping weight: 3 lbs.



	Length	Width
T-88	24"	7 ¹ / ₂ "

Clear Acrylic Wall Mount Jar Rack

- Jars not included
- Shipping weight: 3 lbs.

COLOR SELECTOR

ABOUT OUR UPHOLSTERY

Clinton uses only premium, woven knit-backed upholstery, that resists stretching and bunching associated with ordinary backed vinyl upholstery. Plus, our upholstery is topcoated to resist stains, scuffs and abrasions. **Contact Clinton Industries for upholstery fire code ratings.**

 Gunmetal 3GM	 Purplegray 3PG	 Viscaya Palm 3VP
 Dove Gray 3DG	 Burgundy 3BG	 Allspice 3AS
 Cream 3CM	 Slate Blue 3SB	 Sapphire 3SP
 Clamshell 3CS	 Desert Tan 3DT	 Graphite 3GP
 Wedgewood 3WW	 Black 3BK	 Aubergine 3AB
 Royal Blue 3RB	 Tomato 3TM	 Alabaster 3AL
 Emerald 3EM	 China Green 3CG	 Neutral 3NL
 Mulberry 3MB	 Yellow 3YW	

Due to the limitations of the printing process, actual colors may vary.

**Ask about the entire Clinton product line.
Call Clinton today for any of our full-color, easy-to-use, product catalogs.**



- **MEDICAL TABLES & CABINETS**
- **PEDIATRIC EQUIPMENT**
- **BLOOD DRAWING CHAIRS**
- **PHYSICAL THERAPY EQUIPMENT**
- **TRAINING ROOM FURNISHINGS**

Clinton Industries Stool & Accessories Limited Warranty

Products backed by this warranty are warranted against defects in workmanship for five years on all stools and three years for all other non-electrical products from date of purchase. Contact Clinton Industries for complete limited warranty details.

Clinton Industries reserves the right to discontinue, improve or change our products and product line without notice. This includes, but is not limited to, design, dimensions and or materials.



Examine Real Quality & Value™

**1140 East Edison St., York, PA 17403
800-441-9131 • 717-848-3519
Toll-Free Fax 866-522-1233
Fax 717-843-5871
www.clinton-ind.com**

