

# Cardinal Health™ Strep A Rapid Test

Fast results for early diagnosis

Point-of-Care Testing

New  
Cassette  
Rapid Test



Cardinal Health—providing proven, cost-effective products and solutions for all your laboratory needs.

Both Cardinal Health™ Strep A Rapid Tests are CLIA-waived rapid chromatographic immunoassays for the qualitative detection of Strep A antigen from throat swab specimens to aid in the diagnosis of Group A Streptococcal infection.

The Cardinal Health™ Strep A Rapid Test is a CLIA-waived rapid chromatographic immunoassay for the qualitative detection of Strep A antigen from throat swab specimens to aid in the diagnosis of Group A Streptococcal infection.

Ordering information

Cat. No.	Description	Qty. Bx
B1077-30	Cardinal Health™ Strep A Dipstick Test	50/test



Ease of use

- Positive results in 5 minutes
- Room temperature storage

Precision

- Excellent performance
- Sensitivity 97%; specificity 95%\*

\*Average value

Value

- Accuracy and simplicity reduce staff hands-on time and activities

Our easy-to-use, all-in-one reagent capsule saves you time by eliminating the steps needed when using separate reagent bottles.

Ordering information

Cat. No.	Description	Qty. Bx
B1077-40	Cardinal Health Strep A Cassette Rapid Test	25/test



Ease of use

- Positive results in 5 minutes
- Room temperature storage
- All in one reagent capsule
- Untrained user study produced >99% correct answers

Precision

- Excellent performance
- Sensitivity 96%; specificity 99% - cassette
- Clinical Correlation study performed in both pediatric and adult populations

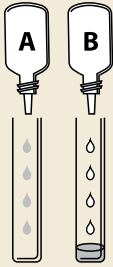
Value

- Accuracy and simplicity reduce staff hands-on time and activities

Test Protocol

**Procedure:** Allow the canister of test dipsticks, reagents, and/or controls to reach room temperature 15°-86°C (59°-86°F) prior to testing. Read Procedure before running test. Refer to Directional insert for details.


- Step 1:**
- Holding bottles upright, add 4 drops of Reagent A, then 4 drops of Reagent B to Tube.
  - Tap bottom of Tube to mix.



- Step 3:**
- Place Test Strip in Tube.
  - Liquid should be at or just below MAX line.
  - Read results at 5 minutes.

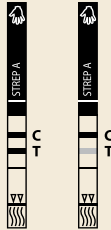


- Step 2:**
- Add Swab to Tube.
  - Rotate Swab 10 times in Tube.
  - Let stand 1 minute.
  - To remove Swab from Tube: Press Swab against inside of Tube and squeeze Tube while removing Swab so most of liquid stays in Tube.



Interpretation of Results

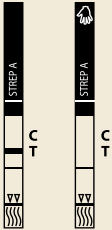
**\*Note:** The intensity of the red color in the test line region (T) will vary depending on the concentration of strep A present in the sample. Therefore, any shade of red in the test region (T) should be considered positive.



Positive\*



Negative



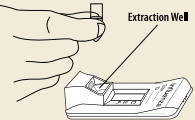
Invalid

Test Protocol

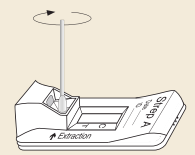
1. Tear the tab off the Extraction Reagent Capsule.



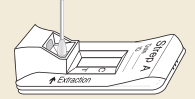
2. Squeeze the entire contents of the Extraction Reagent Capsule to dispense all of the solution into the Extraction Well of the test device.



3. Place the specimen swab in the Extraction Well of the device.

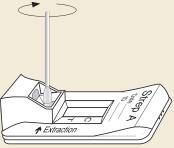


Hold the device with one hand and hold the swab with the other hand. While pressing down on the swab, spin the swab in one direction approximately 5 times to mix the specimen.

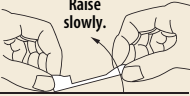


4. Incubate 1-2 minutes with swab in well.

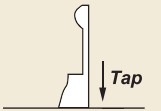
5. Hold the device with one hand and hold the swab with the other hand. While pressing down on swab, spin the swab again 5 times in one direction. Remove and discard the swab.



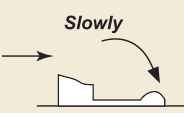
6. Raise device until upright.



7. Let stand 1-2 seconds. Tap device on flat surface to ensure liquid flows into hole.

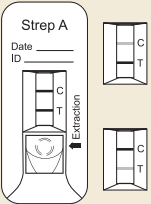


8. Immediately after tapping, slowly lay the device back down onto the flat surface.



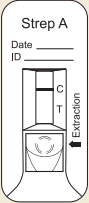
9. Read the test results after 5 minutes, but not after 10 minutes.

Interpretation of Results

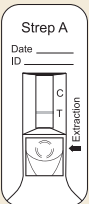


2 Lines  
POSITIVE (+)

Any visible T line is positive



C Line only  
NEGATIVE (-)



No C Line  
INVALID

Repeat with new sample and device

## We are your lab partner.

Expertise. Choice. Efficiency. Savings.

---

### For more information or to order,

contact your Cardinal Health sales representative,  
call **800.964.5227** or visit **cardinalhealth.com**.

---



[cardinalhealth.com](http://cardinalhealth.com)