

STANDARD COLORS



BLACK**
T25



LIGHT GRAY
T47



GRAY MIST
T86



MEDIUM GRAY METALLIC
T23



TAN METALLIC
T56



WARM BROWN**
T22



BONE WHITE**
T15



IVORY
T48

* Matching PVC Edge
† Available T-Mold Color

EXTENDED LEAD TIME COLORS




DARK GRAY METALLIC
T45



LIGHT GRAY METALLIC
T34




SAND
T18



SOFT WHITE
T46



PURE WHITE
T94



BURGUNDY
T17



TECH BLUE
T42



SLATE BLUE
T41



SAGE
T29



INDUSTRIAL RED
T27



BLUE
T58



SAFETY YELLOW
T93

The paint, melamine, and laminate samples shown are for representational purposes only and are not true matches. Contact the factory if actual samples are required. Custom powder coat, melamine, and laminate options are available and may be subject to an increased cost and lead time.



STANDARD LAMINATES & MELAMINES




ANTIQUE WHITE*
M46/L46



CACTUS STAR*
M85/L85



BEIGE GRANITE†
M90/L90



DESERT DUSK*
M95/L95



FINNISH OAK*
M15/L15



HARDROCK MAPLE*
M10/L10



REGAL CHERRY*
M20/L20



SAPELLI MAHOGANY*
M25/L25



DOESKIN*
M65/L65



SMOKE GRAY*
M70/L70



OYSTER GRAY*
M64/L64



BLACK*
M26/L26



STORM*
M75/L75

HARD WOODS



NATURAL OAK



MEDIUM OAK



DARK MAHOGANY



MAPLE



WALNUT

M=Melamine L=Laminate

* Matching PVC Edge

‡ Black PVC Edge

† Pebble PVC Edge

All products are painted with an electrostatic powder coat paint, ensuring a consistent, high quality, durable finish. We only use the most advanced painting technologies which are EPA tested and approved. Powder coat paint is solvent free and environmentally sound.

All product lines come with many options of color, melamine, and laminate. Custom color matching is available.

The paint, melamine, and laminate samples shown are for representational purposes only and are not true matches. Contact the factory if actual samples are required. Custom powder coat, melamine, and laminate options are available and may be subject to an increased cost and lead time.