

**ALUMINUM**

**FULL SIZE 30"  
WIDE CARTS**



Enjoy top-quality innovative storage and organization with the sleek, modern appearance of A-Series carts. Lightweight aluminum with optimal curb appeal, the A-Series comes with curved drawer pulls, self-closing drawer slides and our expanded lock options for the perfect balance of form and function. A-Series carts offer you unlimited choices.

**CHOOSE THE HEIGHT AND WIDTH - CHOOSE YOUR DRAWER CONFIGURATION  
CHOOSE YOUR LOCK - YOUR COLOR - YOUR ACCESSORIES**

**A-SERIES FEATURES:**

- Lightweight aluminum fully welded uni-body construction
- Self-closing, steel ball bearing, full extension drawer slides for easy access and smooth feel

**MPA3030E06**

Light gray body with teal drawers

**Drawer Configuration:**

- 24.5" W x 17" D (62.2 x 43.2 cm)

**Assembled Cart Dimensions:**

- Cart weight depends on model
- Shipping Dims: 56" H x 39" W x 26" D (142.2 cm x 99 cm x 66 cm)

**Warranty:** 12-Year Manufacturer's Warranty on shipments to US and Canada. 1-Year Limited Warranty on any bought-out parts.

**STANDARD A-SERIES &  
M-SERIES FEATURES:**

- Heat-sealed durable scratch resistant powder coat finish, inside and out
- Ordered accessories are easily attached to pre-threaded holes with a screwdriver
- Fully curved protective bumper guards your cart and walls from damage
- Antimicrobial plastic top
- Ergonomic side push handles can be mounted on the left or right
- Fully customizable drawer configurations at no extra charge
- Industry best 5" quiet rolling Tente® casters
- Cart is delivered assembled

**MPA3034K05**

White color

**Engineered & Manufactured  
in the U.S.**



**HARLOFF**  
INNOVATING STORAGE FOR CARE

Toll Free: (800) 433-4064 • [www.harloff.com](http://www.harloff.com)  
[medicalsales@harloff.com](mailto:medicalsales@harloff.com) • Ph: (719) 637-0300

# THE CHOICE IS YOURS!

**X-Short**  
**34" H x 36.75" W x 22" D**  
 32.875" Height of Work Surface  
**21" of Configurable  
 Drawer Space**



**MPA3021K04**

**Short**  
**37.25" H x 36.75" W x 22" D**  
 36.125" Height of Work Surface  
**24" of Configurable  
 Drawer Space**



**MPA3024E05**

**Medium**  
**40.5" H x 36.75" W x 22" D**  
 39.375" Height of Work Surface  
**27" of Configurable  
 Drawer Space**



**MPA3027B06**

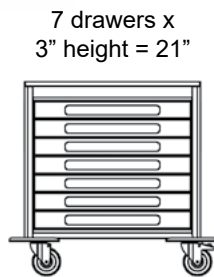
**Tall**  
**43.75" H x 36.75" W x 22" D**  
 42.625" Height of Work Surface  
**30" of Configurable Drawer Space**



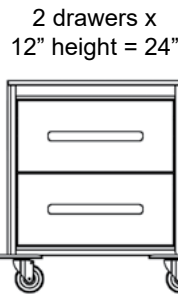
**MPA3030EKC06**

## CHOOSE YOUR DRAWER CONFIGURATION:

1. Choose a cart size (X-Short, Short, Medium and Tall)
2. Select **any combination** of 3", 6", 9" or 12" drawers that fit within your cart's configurable drawer space.



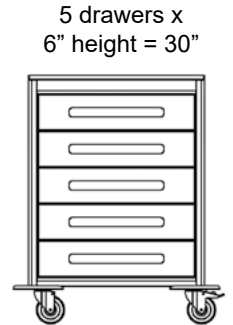
**MPA3021**



**MPA3024**



**MPA3027**



**MPA3030**

## CHOOSE YOUR LOCK:

- **B** - Breakaway Lock • **K** - Key-Lock • **E** - Basic Electronic Pushbutton Lock • **EKC** - Electronic Lock w/Keypad
- **ELP** - Electronic Lock w/Keypad and Proximity Reader • **WKC** - Wireless Electronic Lock w/Keypad • **WLP** - Wireless Electronic Lock w/Keypad and Proximity Reader
- View locking options online: <https://www.harloff.com/locking-options/>

## CHOOSE YOUR COLOR(S):

Available in any of 23 colors. An anti-microbial finish is available in Lemon Drop Yellow. View color options online: <https://www.harloff.com/finish-options/>

## CHOOSE YOUR ACCESSORIES:

Full line of drawer dividers and exterior accessories are available for all cart sizes. View accessory options online: <https://www.harloff.com/accessories/>

## THREE A-SERIES WIDTHS TO CHOOSE FROM:

