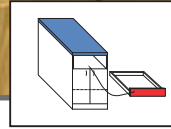
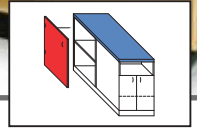


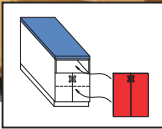
**A914**  
**EXTRA (1) DRAWER**



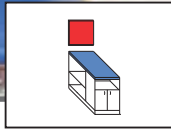
**A918**  
**FULL EXTENSION PULL-OUT**



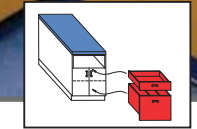
**A943**  
**HINGED SIDE ACCESS DOOR**



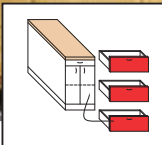
**A944\***  
**FULL HEIGHT DOORS**



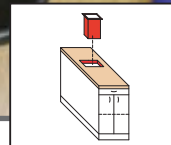
**A9250**  
**VELCRO WALL PAD, 24"W x 24"H**  
Shown mounted to wall



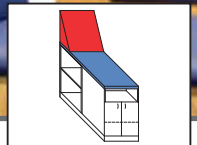

**A927\***  
**FRONT PULL-OUT STAND AND DRAWER**  
Shown with Option A918



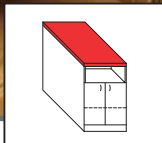
**A923\***  
**(3) DRAWERS** (in lieu of doors)



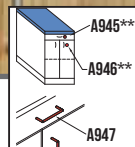
**A924\***  
**WASTE HAMPER AND CUTOUT**



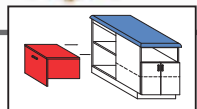
**A926\***  
**FIXED 75° UPHOLSTERED BACK, 26"H x 10"D**  
Only available on 42"D or 48"D units



**A941\***  
**LAMINATE TOP WITH 3MM EDGING**



**A945\* LOCK**  
**A946\* LOCK-BOLT**  
**A947 4" SATIN FINISH WIRE PULL**



**A929\***  
**SIDE PULL-OUT STAND**