

# 3M™ Tegaderm™ Advanced IV Dressings

*Catheter securement by Simple, Dependable, Trusted Tegaderm™ Brand Dressings*

## Tegaderm™ Advanced IV Dressings

Secure.  
Protect.  
Stabilize.

### Secure. Protect. Stabilize.

- **Secure** the catheter, preventing accidental dislodgement.
- **Protect** the insertion site from external contaminants with a viral\* and bacterial barrier.
- **Protect** the skin from trauma with a gentle adhesive.
- **Stabilize** the catheter, minimizing catheter movement.

Improve patient outcomes. Help prevent complications.

\* *In vitro* testing shows that the transparent film of Tegaderm™, Tegaderm™ HP and Tegaderm™ CHG dressings provides a viral barrier from viruses 27 nm in diameter or larger while the dressing remains intact without leakage.



# 3M™ Tegaderm™ Advanced IV Dressings

Tegaderm™ Transparent Film Dressings are the standard for IV site care. They are preferred by clinicians for protecting and securing catheters. Product safety and performance is supported by clinical studies in a wide variety of clinical settings. 3M offers a broad portfolio of sizes, shapes, and delivery systems, providing the clinician and patient with a solution for every transparent dressing need.

## The Worldwide Leader in Transparent Film Dressings

- World-class medical adhesive history with a low incidence of skin irritation.
- 3M – the world leader in adhesives – developed medical adhesives to secure effectively yet be gentle to skin.
- Tegaderm™ Brand dressings are available through distribution and all kit manufacturers, and are on all major GPOs, making it easy to access your dressing of choice.
- Two product options: Standard Tegaderm™ Adhesive and Tegaderm™ HP (Holding Power) Adhesive.

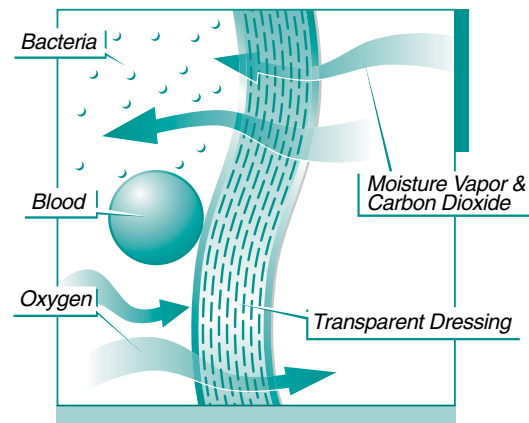
## 3M Quality and Innovation

- Consistent, high quality product.
- Continuous source of supply.
- Product guarantee.



## Unmatched Ease of Application

- Frame style delivery system makes it quick and easy to achieve precise, secure placement of the dressing every time.
- Unique handle design allows gloved hands to apply dressing while avoiding contact with dressing adhesive.
- Allows for one-handed placement in most applications.



## Effective Barrier

- Patented design: Continuous film to cover and protect the soft cloth border.
- Sterile film barrier is impervious to liquids, bacteria, and viruses,\* providing an effective barrier to external contaminants.

## Clinically Proven

- Tegaderm™ dressings are supported by more clinical studies than any other brand of transparent dressings.
- Internationally recognized guidelines are supported by clinical studies using Tegaderm™ transparent dressings.\*\*

## Follow Best Practice Clinical Standards

- The CDC/HICPAC Guidelines for the Prevention of Intravascular Catheter-Related Infections base PIV and CVC (including dialysis) catheter dressing change recommendations on studies using Tegaderm™ Transparent Dressings.
- The INS Standards of Nursing Practice recommend a sterile dressing be applied and maintained, to provide protection of the IV site.
- Standard 51.2 in the 2006 Infusion Nursing Standards of Practice states: “Catheter site care shall allow for observation and evaluation of the catheter-skin junction and surrounding tissue.”
- INS Standard 56, Infection Practice, Criteria E: “Catheter insertion sites should be observed for redness, edema, induration, temperature changes and drainage.”

\* *In vitro* testing shows that the transparent film of Tegaderm™, Tegaderm™ HP and Tegaderm™ CHG dressings provides a viral barrier from viruses 27 nm in diameter or larger while the dressing remains intact without leakage.  
\*\* 2002 CDC/HICPAC Guideline for the Prevention of Intravascular Catheter-Related Infections

## One Product. One Goal

3M™ Tegaderm™ CHG (chlorhexidine gluconate) IV Securement Dressing integrates the powerful effectiveness of CHG with the simplicity of a Tegaderm™ dressing to support your best practices and protocol.

- Clear, allowing continuous visualization of the insertion site.
  - Supporting best practice clinical standards.
- Gel pad conforms around catheter, helping provide catheter securement.
- Adhesive properties of gel pad help stabilize the catheter, minimizing catheter movement.
- Unique dressing design with deep notch helps reduce dressing lift caused by weight of the catheter and tubing.



## Affordable

- IV site can easily be monitored for early signs of complications without disturbing or changing the dressing.
- Transparent dressings can be left in place for up to 7 days\* for CVC sites compared to 24–48 hours for tape and gauze dressings.
- Special adhesive of 3M™ Tegaderm™ HP Transparent Film Dressing provides greater *holding power* under diaphoretic or moist conditions, helping to decrease the frequency of dressing changes.
- Less frequent dressing changes save time, supply costs and reduce the potential for site contamination.

Tegaderm™ Advanced  
IV Dressings meet  
the FDA classification  
and CDC guideline  
of a catheter  
securement device.

## Comfortable for Patients

- Conformable film flexes with patient movement.
- Less frequent dressing changes reduce the risk of skin trauma.
- The adhesive is gentle to the skin, yet has good adherence for extended wear.
- Dressings with soft cloth borders and deep notches are designed for bulky, multi-lumen catheters and to reduce tension on the dressing and sutures.
- Prevents unscheduled dressing changes.
- All Tegaderm™ dressings are hypoallergenic, non-sensitizing, and latex-free.

\* 2002 CDC/HICPAC Guideline for the Prevention of Intravascular Catheter-Related Infections

# 3M™ Tegaderm™ Advanced IV Dressings

## Addressing the Difficult-to-Dress IJ Site\*



### Patented Design:

Tegaderm™ Advanced IV Dressings have the patented design of film covering the soft cloth border. This keeps the dressing clean and protects it from external contaminants, including water, blood and saliva. The sterile barrier is also impervious to bacteria and viruses\*\* to help protect your patients and the healthcare worker. Tegaderm™ Advanced IV Dressings are designed to extend wear-time and reduce edge lift compared to standard, non-bordered transparent film dressings.

## Taping Alternative for Added Securement of the IJ Site

### 3M Solutions:

Dressing can lift due to the weight of the catheter and tubing on an IJ site. 3M's solution combines a Tegaderm™ Advance IV Dressing and 3M™ Medipore™ H Soft Cloth surgical tape to effectively secure and protect the IJ site.\*



3M™ Tegaderm™ CHG IV Securement Dressing incorporates a CHG gel pad with an Advanced IV Dressing to bathe the insertion site in CHG, help extend wear-time on the difficult-to-dress IJ site, and provide catheter securement.



\* Not intended to replace sutures.

\*\* *In vitro* testing shows that the transparent film of Tegaderm™, Tegaderm™ HP and Tegaderm™ CHG dressings provides a viral barrier from viruses 27 nm in diameter or larger while the dressing remains intact without leakage.



# 3M™ Tegaderm™ Advanced IV Dressings

## Providing Catheter Securement for Peripherally Inserted Central Catheters (PICCs)

Tegaderm™ Advanced IV Dressings hold the catheter securely in place and help prevent accidental catheter dislodgement.



Tegaderm™ CHG (chlorhexidine gluconate) IV Securement Dressing 1659 comes complete with sterile tape strips and documentation label, everything necessary for effective securement and documentation.



3M™ Tegaderm™ CHG (chlorhexidine gluconate) IV Securement Dressing 1658 shown with 3M™ Steri-Strip™ Adhesive Skin Closures on PICC.

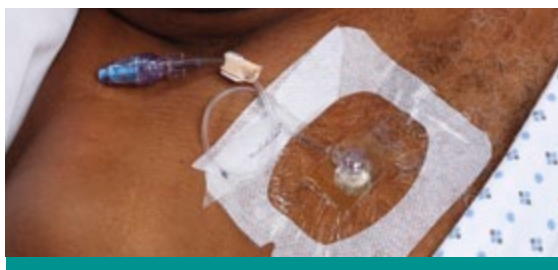
The film window on Tegaderm™ Advanced IV Dressings provides a large area of visibility around the IV insertion site.



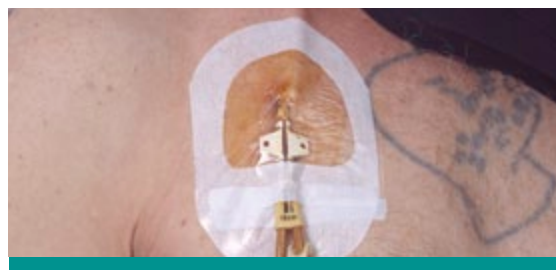
3M™ Tegaderm™ IV Transparent Film Dressing with Border 1650 is designed specifically for PICC lines and has a large window to accommodate catheter tubing.

Tegaderm™ Advanced IV Dressings and taping technique require less manipulation of the catheter to effectively stabilize it.

## Providing Catheter Securement for Subclavian Sites



Tegaderm™ Advanced IV Dressings hold the access device securely in place and help prevent accidental catheter dislodgement.



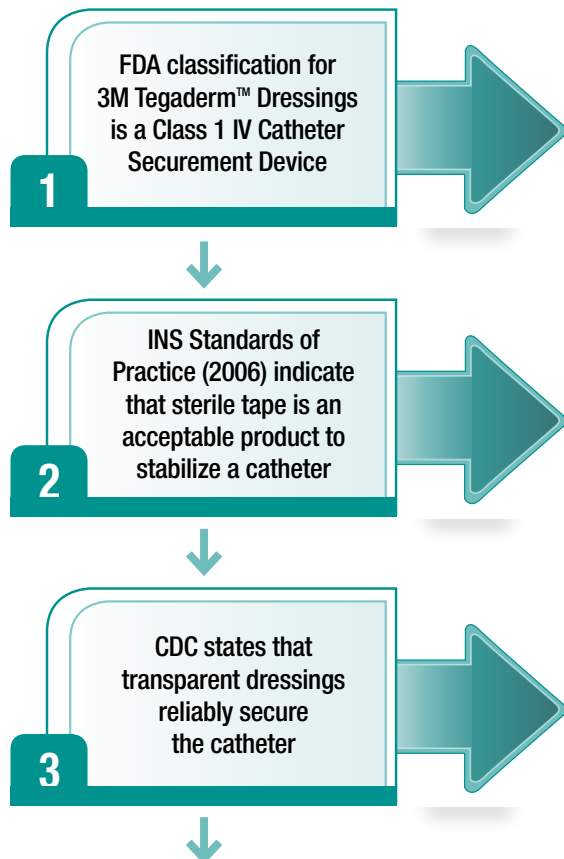
A breathable solution for a tunneled dialysis catheter.

# 3M™ Tegaderm™ IV Securement Dressing Designed for the BD Nexiva™ Closed IV Catheter System

Combines the simplicity of Tegaderm™ Dressings with a new style of catheter to provide another dependable dressing you can trust.

- Designed specifically to reduce catheter dislodgement
- Judged by clinicians as an excellent alternative in decreasing catheter movement, dislodgements and fall-outs compared to current stabilization techniques\*
- Better at conforming around the BD Nexiva™ Catheter System as compared to standard bordered dressings
- Perceived by clinicians to wear longer than current standard film dressings\*
- Transparent, breathable and impermeable to liquids, viruses\*\* and bacteria

## Tegaderm™ IV Dressing for the BD Nexiva™ Catheter System is a Manufactured Catheter Stabilization Device



### FDA 510(k) Classification:

Intravascular catheter securement device, Class 1

FDA21 CFR880.5210: Intravascular catheter securement device, Class 1

### INS Standards of Practice 2006 Edition

#### Standard 43: Catheter Stabilization:

- 43.1 Catheter stabilization shall be used to preserve the integrity of the access device and to prevent catheter migration and loss of access.
- 43.2 Catheters shall be stabilized using a method that does not interfere with the assessment and monitoring of the access site or impede vascular circulation or delivery of the prescribed therapy.

#### Practice Criteria - B:

Products used to stabilize the catheter should include manufactured catheter stabilization devices, sterile tape, and surgical strips.

### 2002 Centers for Disease Control / HICPAC Guidelines for the Prevention of Intravascular Catheter-Related Infections:

“Transparent dressings reliably secure the device, permit continuous visual inspection of the catheter site, permit patients to bathe and shower without saturating the dressing, and require less frequent changes than do standard gauze and tape dressings; the use of these dressings saves personnel time.”

After a two week trial period, 96% of IV clinicians preferred Tegaderm™ IV Dressing for the BD Nexiva™ Catheter System over their current dressings for use with the BD Nexiva™ Catheter System.



A BD Nexiva™ Catheter System with a standard film dressing.



A BD Nexiva™ Catheter System with the 3M™ Tegaderm™ IV Dressing for the BD Nexiva™ Catheter System.

**Tegaderm™ Advanced IV dressings with stabilization border, notch and sterile tape are a manufactured stabilization device.**

\* 3M internal data on file

\*\* *In vitro* testing shows that the transparent film of Tegaderm™, Tegaderm™ HP and Tegaderm™ CHG dressings provides a viral barrier from viruses 27 nm in diameter or larger while the dressing remains intact without leakage.

# 3M™ Tegaderm™ Advanced IV Dressings

## Stabilization of a Peripheral IV (PIV) Catheter

Flexes with patient, helping prevent accidental dislodgement.

Tegaderm™ Advanced IV Dressings and a simple taping technique (chevron, H or U taping techniques, shown here) can effectively stabilize a catheter and save you time and money.



Chevron taping technique on 3M™ Tegaderm™ Transparent Film Dressing with Border 1614.



U taping technique on 3M™ Tegaderm™ Transparent Film Dressing with Border 1614.



H taping technique on 3M™ Tegaderm™ Transparent Film Dressing with Border 1614.

### IV Stabilization Using Chevron Taping Technique

After applying the transparent dressing, take approximately ½ inch by 4 inch sterile medical tape and place under the hub or suture wing of the catheter, adhesive side up. Taking one end of the tape strip, fold diagonally across dressing. Repeat with the other side forming a “V” shape on the dressing. Use the second tape strip adhesive side down, across the base of the “Chevron” and stabilize. Stabilize extension sets by forming a “J” loop, stabilize at the loop and at the end of the extension with medical tape.

### Stabilizing IV Using U Taping Technique

After applying the transparent dressing, take approximately ½ inch by 4 inch sterile medical tape and place under the hub or suture wing of the catheter, adhesive side up. Fold each end down, form a broad “U” shape. Try to keep approximately ¼ inch of adhesive visible on each side of the catheter. Place second tape strip adhesive side down across the bottom of the “U”.

### Stabilizing IV Using H Taping Technique

To help stabilize winged catheters, a sterile tape strip may be applied over each side of the wing and the dressing applied.

#### 43. Catheter Stabilization

##### Practice Criteria

- B.** Products used to stabilize the catheter should include manufactured catheter stabilization devices, sterile tape strips, and surgical strips. Wherever feasible, using a manufactured catheter stabilization device is preferred.
- E.** When sterile tapes or surgical strips are used, they should be applied only to the catheter adapter and should not be placed directly on the catheter-skin junction site.

## Improving Stabilization for Peripheral IV (PIV) Catheters

For added stabilization, select a specially designed dressing such as 3M™ Tegaderm™ IV Transparent Film Dressing with Border 1633 or 3M™ Tegaderm™ HP (Holding Power) Transparent Film Dressing Frame Style 9519HP.



The deep notch of the 3M™ Tegaderm™ IV Transparent Film Dressing with Border 1633 helps prevent accidental dislodgement.



3M™ Tegaderm™ IV Transparent Film Dressing with Border 1633 stabilizes the arterial line catheter.






































3M™ Tegaderm™ HP Transparent Film Dressing 9519HP helps reduce unscheduled dressing changes.



# 3M™ Tegaderm™ Advanced IV Dressings

## Ordering Information:

Catalog No. NHRIC No.	Size	Dressings/ Box	Boxes/ Case	HCPCS Code*
<b>3M™ Tegaderm™ CHG Chlorhexidine Gluconate IV Securement Dressing</b>				
 <b>1657</b> NHRIC 8333-1657-01	3 ½ in x 4 ½ in 8,5 cm x 11,5 cm	25	4	A6257
 <b>1658</b> NHRIC 8333-1658-01	4 in x 4 ¾ in 10 cm x 12 cm	25	4	A6257
 <b>1659</b> NHRIC 8333-1659-01	4 in x 6 ½ in 10 cm x 15,5 cm	25	4	A6258
 <b>1660</b> NHRIC 8333-1660-01	2 ¾ in x 3 ¾ in 7 cm x 8,5 cm	25	4	A6257
<b>3M™ Tegaderm™ IV Transparent Film Dressing with Border</b>				
 <b>1610</b> NDC 8333-1610-01	2 in x 2 ¼ in 5 cm x 5,7 cm	100	4	A6257
 <b>1650</b> NDC 8333-1650-01	4 in x 6 ½ in 10 cm x 15,5 cm	25	4	A6258
 <b>1655</b> NDC 8333-1655-01	3 ½ in x 4 ½ in 8,5 cm x 11,5 cm	50	4	A6257
 <b>1633</b> NDC 8333-1633-01	2 ¾ in x 3 ¾ in 7 cm x 8,5 cm	100	4	A6257
 <b>1635</b> NDC 8333-1635-01	3 ½ in x 4 ½ in 8,5 cm x 10,5 cm	50	4	A6257
<b>3M™ Tegaderm™ Transparent Film Dressing with Border</b>				
 <b>1614</b> NDC 8333-1614-05	2 ¾ in x 2 ¾ in 6 cm x 7 cm	100	4	A6257
 <b>1616</b> NDC 8333-1616-05	4 in x 4 ¾ in 10 cm x 12 cm	50	4	A6258
<b>3M™ Tegaderm™ HP (Holding Power) Transparent Film Dressing Frame Style</b>				
 <b>9519HP</b> NDC 8333-9519-01	2 ¾ in x 2 ¾ in 6 cm x 6 cm	100	4	A6257
<b>3M™ Tegaderm™ IV Securement Dressing Designed for the BD Nexiva™ Closed IV Catheter System</b>				
 <b>9525HP</b> NHRIC 8333-9525-01	2 ½ in x 2 ¾ in 6,5 cm x 7 cm	100	4	A6257

Catalog No. NDC No.	Size	Rolls/ Box	Boxes/ Case	HCPCS Code*
<b>3M™ Tegaderm™ Transparent Film Roll (Non-Sterile)</b>				
 <b>16002</b> NDC 8333-1600-20	2 in x 11 yd 5 cm x 10 m	1	4	A6257- A6259
 <b>16004</b> NDC 8333-1600-40	4 in x 11 yd 10 cm x 10 m	1	4	A6257- A6259
 <b>16006</b> NDC 8333-1600-60	6 in x 11 yd 15 cm x 10 m	1	4	A6257- A6259
<b>3M™ Tegaderm™ Transparent Film Dressing Frame Style</b>				
 <b>1622W</b> NDC 8333-1622-05	1 ¾ in x 1 ¾ in 4,4 cm x 4,4 cm	100	4	A6257
 <b>1624W</b> NDC 8333-1624-05	2 ¾ in x 2 ¾ in 6 cm x 7 cm	100	4	A6257
 <b>1626W</b> NDC 8333-1626-05	4 in x 4 ¾ in 10 cm x 12 cm	50	4	A6258
 <b>1630</b> NDC 8333-1630-05	4 in x 4 ½ in 10 cm x 11,5 cm	50	4	A6258
<b>3M™ Tegaderm™ Transparent Film Dressing Frame Style (Small quantity packages)</b>				
 <b>9505W</b> NDC 8333-9505-05	2 ¾ in x 2 ¾ in 6 cm x 7 cm	20	10	A6257
 <b>9506W</b> NDC 8333-9506-05	4 in x 4 ¾ in 10 cm x 12 cm	10	10	A6258
<b>3M™ Tegaderm™ HP (Holding Power) Transparent Film Dressing Frame Style</b>				
 <b>9534HP</b> NDC 8333-9534-01	2 ¾ in x 2 ¾ in 6 cm x 7 cm	100	4	A6257
 <b>9536HP</b> NDC 8333-9536-01	4 in x 4 ¾ in 10 cm x 12 cm	50	4	A6258
 <b>9543HP</b> NDC 8333-9543-01	4 ½ in x 4 ¾ in 11,5 cm x 12 cm	12	4	A6258
 <b>9545HP</b> NDC 8333-9545-01	2 ¾ in x 2 ½ in 5,4 cm x 6,4 cm	50	6	A6257
 <b>9546HP</b> NDC 8333-9546-01	4 in x 4 ½ in 10 cm x 11,5 cm	50	4	A6258
 <b>9548HP</b> NDC 8333-9548-01	5 ½ in x 6 ½ in 14 cm x 16,5 cm	10	8	A6258
<b>3M™ Tegaderm™ Transparent Film Dressing Frame Style</b>				
 <b>1634</b> NDC 8333-1634-01	2 ¾ in x 2 ¾ in 6 cm x 7 cm	100	4	A6257
 <b>1626</b> NDC 8333-1626-01	4 in x 4 ¾ in 10 cm x 12 cm	50	4	A6258
 <b>1627</b> NDC 8333-1627-01	4 in x 10 in 10 cm x 25 cm	20	4	A6258
 <b>1628</b> NDC 8333-1628-01	6 in x 8 in 15 cm x 20 cm	10	8	A6258
 <b>1629</b> NDC 8333-1629-01	8 in x 12 in 20 cm x 30 cm	10	8	A6259
<b>3M™ Tegaderm™ Transparent Film Dressing First Aid Style</b>				
 <b>1620</b> NDC 8333-1620-01	2 ¾ in x 2 ¾ in 6 cm x 7 cm	100	6	A6257
 <b>1621</b> NDC 8333-1621-01	4 in x 4 ¾ in 10 cm x 12 cm	50	4	A6258

## 3M™ Tegaderm™ Dressings SIMPLE. DEPENDABLE. TRUSTED.

For more information visit our website at [www.3M.com/tegaderm](http://www.3M.com/tegaderm), contact your 3M Skin & Wound Care representative, or call the 3M Health Care Customer Helpline at 1-800-228-3957.

These products can be ordered from your local distributor. Outside the United States contact the local 3M subsidiary.

\*HCPCS codes as referenced in the Local Coverage Determination Surgical Dressing Policy.

Disclaimer: HCPCS codes have been provided to assist you in the preparation of Medicare Part B claims. Please note, however, that the reimbursement information provided by 3M Health Care and its representatives is intended to provide general information relevant to coverage and coding for 3M products. Insurers' reimbursement policies can vary and the use of the codes discussed here does not guarantee that an insurer will cover or pay at any particular level. Health care providers should exercise independent clinical judgment in choosing the codes which most accurately describe the products provided.

## Educational Resources

Learn more and earn one free contact hour by completing the webinar titled: **Back to Basics: IV Site Care** located online at [www.3M.com/tegaderm](http://www.3M.com/tegaderm).

Access the Tegaderm™ CHG dressing Interactive In-service at: [www.3M.com/tegadermchg](http://www.3M.com/tegadermchg) Includes a learner assessment and the 3M™ Tegaderm™ CHG IV Securement Dressing training video.

Learn more and earn one free contact hour by completing the webinar titled: **Balancing Skin Health and Medical Adhesives using the S.P.A.R.E. process** located online at [www.3M.com/tegaderm](http://www.3M.com/tegaderm).



**Skin & Wound Care Division**  
**3M Health Care**  
3M Center, Building 275-4W-02  
St. Paul, MN 55144-1000  
USA  
1-800-228-3957  
[www.3M.com/healthcare](http://www.3M.com/healthcare)

**3M Canada Company**  
P.O. Box 5757  
London, Ontario N6A 4T1  
Canada  
1-800-364-3577  
[www.3M.com/ca/healthcare](http://www.3M.com/ca/healthcare)



BD, BD Logo and BD Nexiva are trademarks of Becton, Dickinson and Company. © BD 2008. Statlock is a trademark of Venetec International, Inc. A Subsidiary of C.R. Bard.

3M, Medipore, Steri-Strip and Tegaderm are trademarks of 3M. Please recycle. Printed in U.S.A. Used under license in Canada. © 3M 2009. All rights reserved. 70-2009-7518-6 (1291) DPI