



## Ergonomic Advantage Line VASCULAR WITH FOWLER EA ULTRASOUND TABLE



“Finally we have a table designed for vascular ultrasound!”

Patricia A Poe, BA RVT FSVU

Director Noninvasive Vascular  
Laboratory Services, UC Health



SOUND | ERGONOMICS

Inspired by the leading ergonomic  
experts in sonography



shown in Ruby fabric

### Features

- Safely position clients for Venous Reflux studies
- Dual towers & electric fowler makes 70° reverse Trendelenburg a reality
- Split foot board design allows non-weight bearing exams and fold down out of the way for carotid artery exams

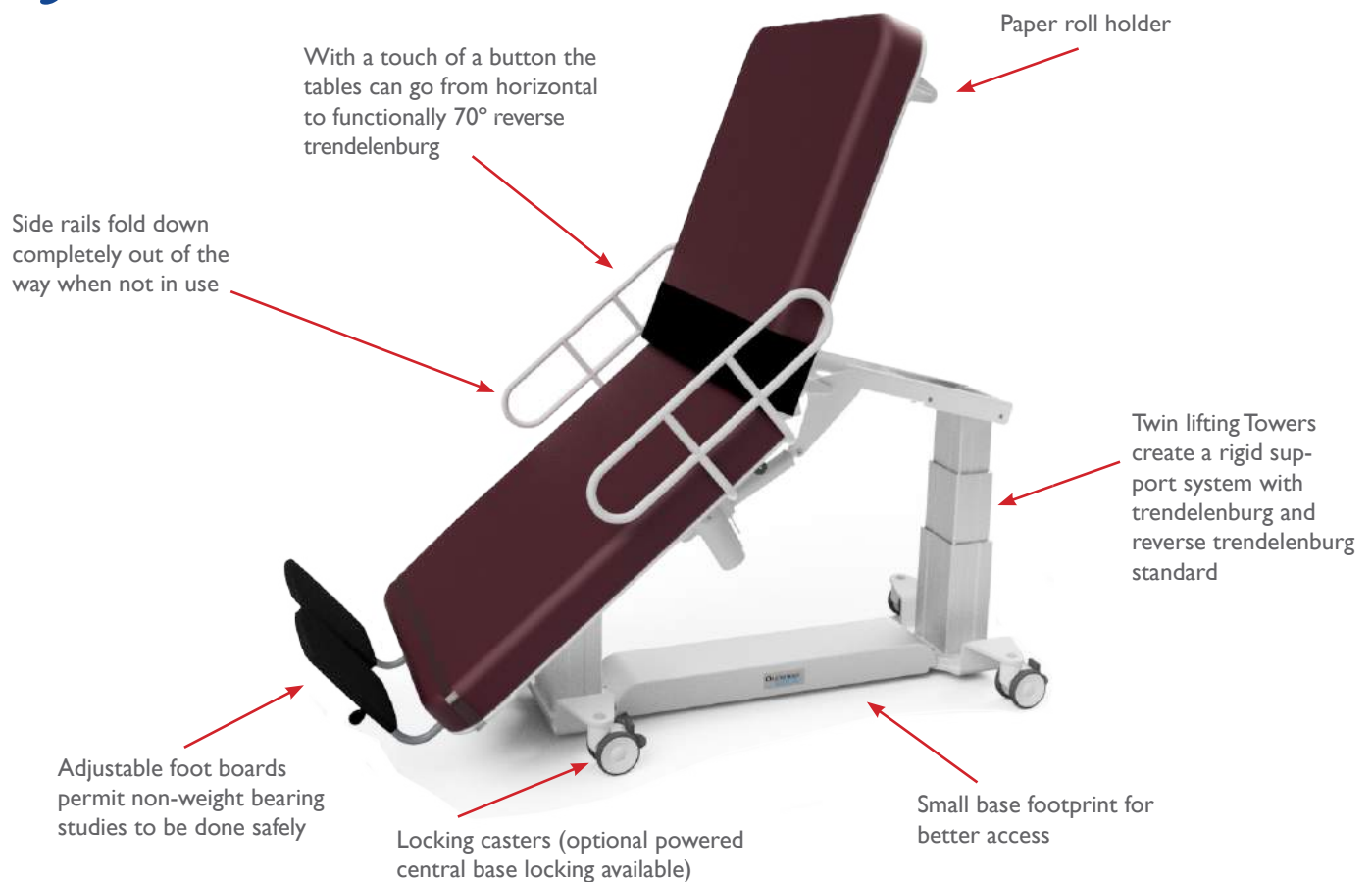
### Recommended for:

- Venous reflux studies
- All other vascular exams
- Abdominal & superficial structures exams
- Musculoskeletal exams
- Biopsies

Visit [www.oakworksmed.com](http://www.oakworksmed.com) for a quote!

# VASCULAR with Fowler EA

## Fully Electric Table



## VASCULAR WITH FOWLER TABLE EA

#84792- 26" W #83917 - 30" W

FEATURES	
2 Section Top	26" (66cm) or 30" (76cm) wide x 72" (183cm) long
Backrest	34" (86cm) long
Seat	38" (97cm) long
Motion 1	Electric Height Range 19" - 33" (48-83cm)
Motion 2	Electric Trendelenburg/Reverse Tilt $\pm 18^\circ$
Motion 3	Electric Additional Reverse Trendelenburg 0-25° (40° total)
Motion 4	Electric 0-75° Backrest (at 40° max tilt, 70° functional)
Hand Control	All powered motions
Weight Capacity	550 lb (250kg)
Product Weight	359 lb (163kg)
Padding	3" (8cm) Comfort Foam™
Fabric	Premium, PVC free TerraTouch™
Included Features	4" (10cm) locking casters, Integrated foot board (split, drop away), Paper roll holder, Patient safety strap, Side rails (2) 25" (64cm) long x 6" (15cm) tall (from surface of table)
Warranty	3 years parts, 2 years labor
Safety Listings	FDA listed, CE marked, cETLus listed, CB Certificate

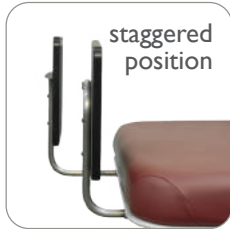
OPTIONS must be ordered with table.	
Cardio Panel and Powered Access/Back Support	Electric Sliding Cardio Panel opens 15" (38cm) - left side Electric Access Panel opens 10" wide (25cm) x 22" long (56cm) - right side
Powered Central Base Locking	Lock and unlock using hand control
Foot Control	Height, Trendelenburg, Backrest
Battery Backup	Capable of running during power failure
Non-USA Electric System	Please contact us for order details

ACCESSORIES order any time.		#
Detachable Arm Board	Use with T-rail adapter 5" (13cm) wide x 20.5" (52cm) long	84943-T*
T-rail Adapter 8" (20cm) long	Attaches to the table for use with USA format T-rail attachable accessories.	83139
Table Extender	24" (61cm) wide x 12" (30cm) long	63487-T*
QuickLock™ Head Rest & AeroCel Pad	Comfortable, adjustable prone or supine support	PKG7554-T*

\*Fabric color code must be specified.

# ERGONOMIC ADVANTAGE LINE

## FEATURES



Oakworks exclusive, split foot rest design allows you to stagger them, allowing weight or non-weight bearing studies while offering the security of a nearby foot support for the unsupported foot.

Foot rests are completely removable and can be folded down out of the way.

### HAND CONTROL

New graphic interface hand control with presets allows you to quickly position the patient by controlling multiple functions at once.



### REPLACEABLE PAD

Our new design features easily replaced pads, helping to increase the functional life of the tables at a lower cost.



### TWIN TOWER BASE AND CASTERS

Twin tower design creates a very rigid and strong support system with a 550lb weight capacity.



### SIDE RAILS


Our new design recesses farther under the top when not in use, improving ergonomics beyond our previous model.



# EA LINE OPTIONS & ACCESSORIES

## T-RAIL ADAPTER (ACCESSORY)

Multiple locations allow you to choose the best spot for this easily installed & removed accessory capable of handling up to 150 lb (68kg). Can be used with any American standard accessory. 8" (20cm) L



## POWERED CENTRAL BASE LOCKING (OPTION)

The new system allows you to easily lock or unlock the base by simply pushing a button on the hand control.



## BATTERY BACK UP (OPTION)

A battery back up system capable of running for several hours if the power fails.



## TABLE EXTENDER (ACCESSORY)

Lengthens the table by 12" (31cm) to 84" (213cm) allowing for access to the patient's neck for carotid artery exams and thyroid exams. 24" (61cm) W x 12" (31cm) L



## CARDIO PANEL AND ACCESS PANEL (OPTION)

Electric cardio panel quickly opens to the size needed for support. Electric access panels offer better access minimizing sonographer reach.



## QUICKLOCK™ HEAD REST & AERO · CEL PAD (ACCESSORY)


The platform allows precise cervical flexion and height positioning over a wide range for both prone and supine treatments.




## TERRATOUGH™ FABRIC



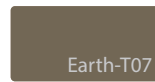
Coal-T01



White-T26



Heron-T05



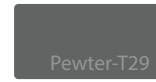
Earth-T07



Sky Blue-T04



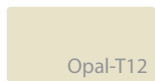
Ruby-T08



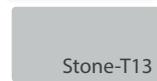
Pewter-T29



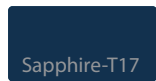
Blue Grass-T24



Opal-T12



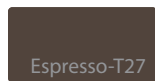
Stone-T13




Sapphire-T17



Clay-T18



Espresso-T27



Ocean-T20



Sage-T22



Orchid-T19

*We strive to ensure that the colors displayed on our product imagery (online and in print) are as accurate as possible. However, due to the limitations of printers, scanners, computer monitors, and other equipment, the colors may not be accurate.*

717.759.3146 [www.oakworksmed.com](http://www.oakworksmed.com) email: [medsales@oakworks.com](mailto:medsales@oakworks.com)