



**EliteVue Macro Otoscope
Launch Package**

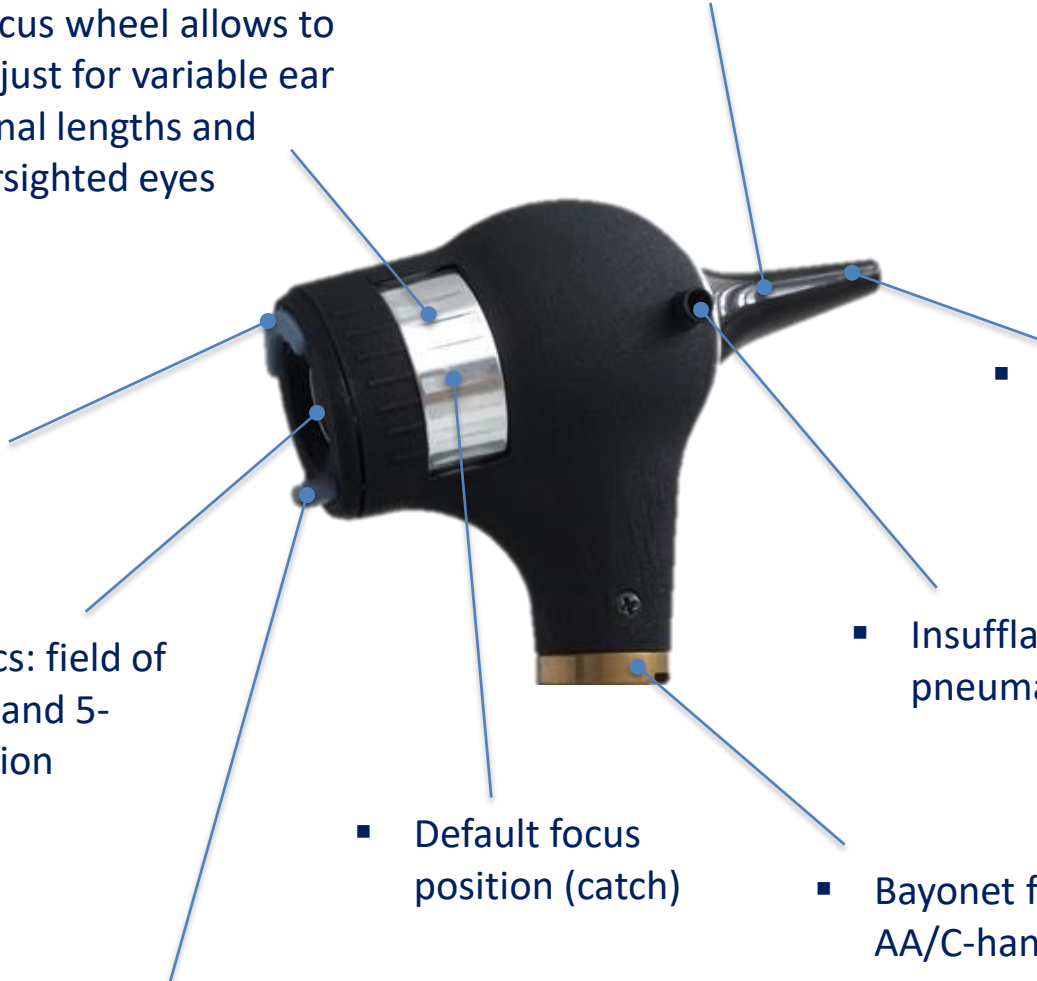
EliteVue – At A Glance

- The EliteVue otoscope macro otoscope is setting the standards.
- The EliteVue offers twice the field of view and 66% greater magnification compared to standard otoscopes*.
- The EliteVue offers a significantly improved view of the auditory canal and tympanic membrane, enabling more efficient diagnosis and enhanced patient outcomes.

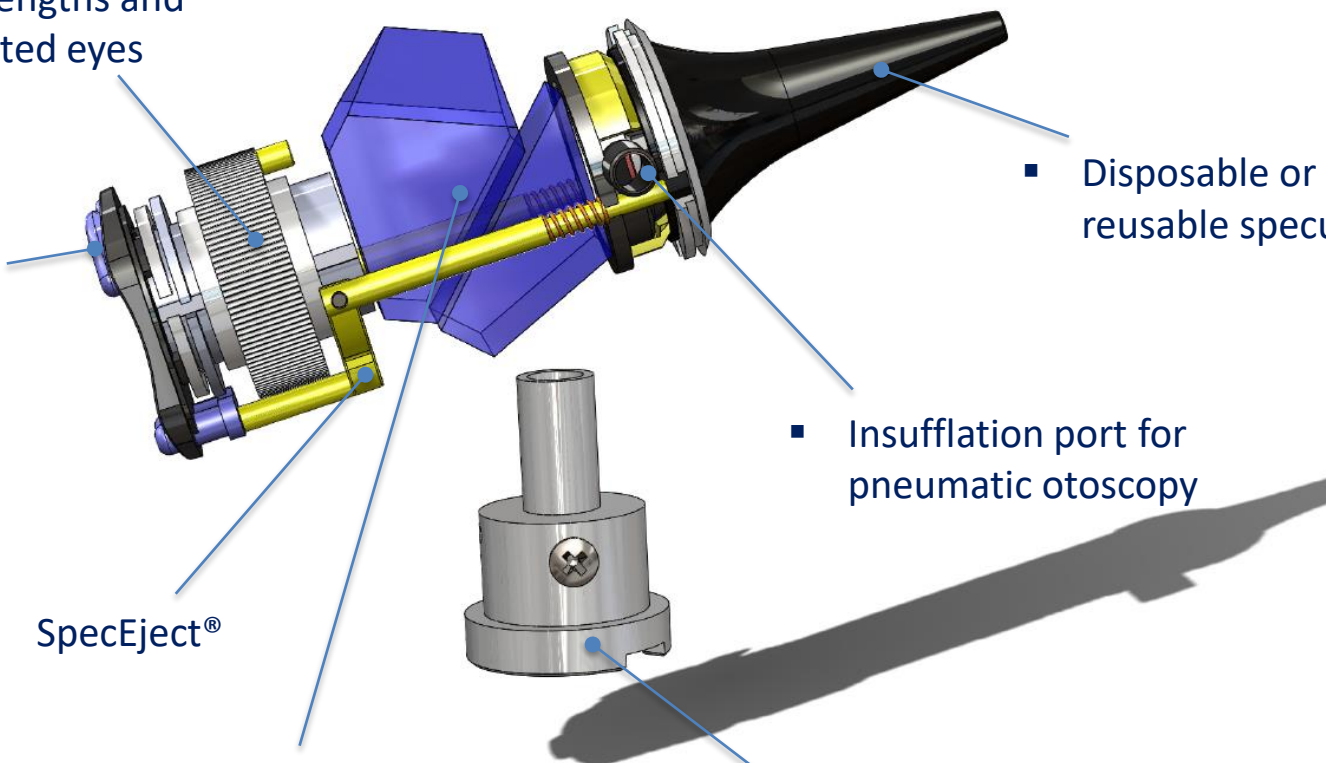
**at a distance of 15 mm (0.59 in) between landmark and distal tip of the specula*



EliteVue – Overview

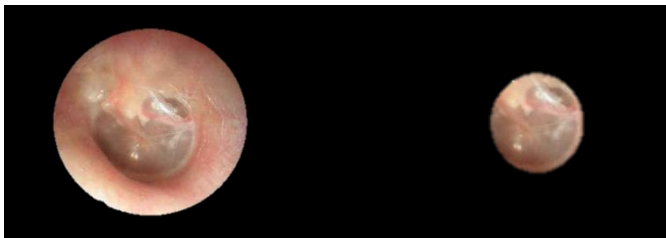
- 
- Focus wheel allows to adjust for variable ear canal lengths and farsighted eyes
 - Throat illumination through fibre optic ring
 - Disposable or reusable specula
 - Eye brow rest
 - Insufflation port for pneumatic otoscopy
 - Advanced optics: field of view \varnothing 11 mm and 5-fold magnification
 - Default focus position (catch)
 - Bayonet fitting for Riester AA/C-handles and ri-former®
 - SpecEject® button

EliteVue – Overview

- Focus wheel allows to adjust for variable ear canal lengths and farsighted eyes
 - Eye brow rest
 - SpecEject®
 - Advanced optics: field of view \varnothing 11 mm and 5-fold magnification
 - Disposable or reusable specula
 - Insufflation port for pneumatic otoscopy
 - Bayonet fitting for Riester AA/C-handles and ri-former®
- 

EliteVue – Features & Benefits

- High-performance LED illumination (4,000 Kelvin, CRI = 92)
Shows colours as they are.
- More than 5-fold magnification
Greater, better and sharper view of the auditory canal and the tympanic membrane.
- Twice the field of view
Complete view of the tympanic membrane. Eliminates the need for panning the otoscope.



EliteVue

Distance: 15 mm (0.59 in)
Field of view: 11 mm (0.43 in)
Magnification 5-fold

ri-scope L

Distance: 15 mm (0.59 in)
Field of view: 5.5 mm (0.22 in)
Magnification 3-fold

EliteVue – Features & Benefits

- Reflection-optimized high performance glass optics
Clear view without reflections.
- Wheel to adjust focal depth
Ability to adjust focus for variable ear canal lengths and farsighted eyes.
- Easy to operate Spec Ejec[®] specula ejection device at the rear side of the otoscope
Allows to dispose used specula without risk of getting contaminated.
- Suitable for pneumatic otoscopy (supplied without ball)
No need to change the way the doctor works. Can be used for pneumatic otoscopy like any standard otoscope.

EliteVue – Features & Benefits

- Suitable for throat illumination.
Throat illumination through high-quality fibre optic ring at the distal tip. No additional manipulation of the instrument required, no extra cost.
- A wide range of power supply options: as part of a diagnostic station, battery operated or with a rechargeable handle.
Matches nearly all power supply requirements.

EliteVue – FAQ's

- What's the difference between the Riester EliteVue and the Riester ri-scope L otoscopes?

The Riester EliteVue provides an improved view and more features for easier examination of the auditory canal and the tympanic membrane. It offers twice the field of view, Ø 11 mm (0.43 in) and a 66% greater magnification compared the ri-scope L otoscopes.

- What's the difference between the Riester EliteVue and your standard diagnostic, pneumatic or operating otoscope?

The Riester EliteVue provides approx. twice the field of view and a more than 60% greater magnification than a traditional otoscope.

EliteVue – FAQ's

- How is the Riester EliteVue different from your macro otoscope?
*The EliteVue offers a field of view of \varnothing 11 mm (0.43 in) and 5-fold magnification. This allows a full view of the tympanic membrane, enhanced clarity and definition of landmarks.
The Riester EliteVue is suitable for throat illumination without manipulating the instrument and at no extra cost.*
- Does the Riester EliteVue otoscope head fit on existing Riester handles?
The EliteVue otoscope head fits on Riester AA- and C-type handles as well as on handles of the ri-former wall diagnostic station.
- Does the Riester EliteVue otoscope head fit on handles of other renowned manufacturers?
The EliteVue otoscope head also fits on WelchAllyn handles. However, there might be some tolerances.

EliteVue – FAQ's

- Does the Riester EliteVue accommodate standard ri-scope L specula?
As the EliteVue is equipped with the SpecEject® specula ejector it will work with reusable and disposable specula for ri-scope L3.
- Can I use specula from other renowned manufacturers for my EliteVue otoscope?
The EliteVue otoscope can be operated with specula for WelchAllyn standard otoscopes and Macroview™ otoscopes. You don't need an adaptor. However, using specula from WelchAllyn will disable the SpecEject® specula eject feature.
- What type of illumination is available for the Riester EliteVue otoscope?
The EliteVue is available with 2.5V/3.5V HighPerformance LED illumination or 2.5V/3.5V XL (Xenon) illumination.
- What kind of power source do I need for my EliteVue otoscope?
The EliteVue can be operated with either alkaline batteries (2.5V), rechargeable Li-ion batteries (3.5V) or as part of the ri-former® Wall Diagnostic Station (3.5V). All ri-scope L power supplies and chargers can be used for EliteVue as well.

EliteVue – FAQ's

- Can I upgrade my Riester EliteVue 2.5V LED set to a rechargeable 3.5V LED set?
Yes. You simply need to exchange the 2.5V LED to a 3.5V LED and insert a ri-accu L rechargeable battery (see battery/charger options) into the existing handle.
- Can I upgrade my Riester EliteVue XL set to an LED set?
Yes. If the voltage remains the same you simply need to exchange the XL bulb to an LED. If you want to upgrade from a 2.5V XL set to a rechargeable 3.5V LED set, you need to exchange the 2.5V XL bulb to a 3.5V LED and insert a ri-accu L rechargeable battery (see battery/charger options) into the existing handle.

EliteVue – Specifications

- Field of view \varnothing 11 mm (0.43 in)
- Magnification 5-fold
- Dioptre compensation -5 to +5 dioptres at 15 mm (0.59 in) distance from the object
- Dimensions L x H x W 97.4 x 71.9 x 39.3 mm (3.83 x 2.83 x 1.55 in)
- Weight 96 g (3.39 oz)
- Material ABS Plastic (Enclosure)
- Illumination LED 2.5V and 3.5V
XL (Xenon) 2.5V and 3.5V
- Colour temperature 4,000 K (LED), 3,200 K (XL)
- CRI 92 (LED), 85 (XL)
- Light intensity 40,000 Lux at the distal tip of the fibre optic
6,000 with specula
- Life span of LED min. 100,000 hours
- Connector Riester bayonet (compatible with WelchAllyn bayonet)

Thank You!