

ELITE-LINE

POWER TREATMENT TABLES



ELITE-LINE OPEN BASE POWER EXAM TABLE

3-Section

- Overall Dimensions:
18.89"–35.4" H X 26" W X 77" L
- Total Weight: 145.5 lb
- Motor Quantity: 1 motor, 6000N
- Motor Voltage: 110v

- Built-in face cutouts
- Hands-free height adjustment
- Adjustable feet for uneven surfaces
- Hi-lo function can be located from all four sides
- Foot release caster system makes it easy to move
- Antimicrobial upholstery can be easily sterilized
- Gas spring system for back and head adjustment
- Removable stirrups sold separately



ADI903-01



ADA
HEIGHT
COMPLIANT



450 LB
CAPACITY



MIDNIGHT EXPRESS

ADI903-PAPER



PAPER ROLL ATTACHMENT



Stirrups Removable

ADI903-01-STIRR



Removable Face Cutout

Provides unobstructed breathing



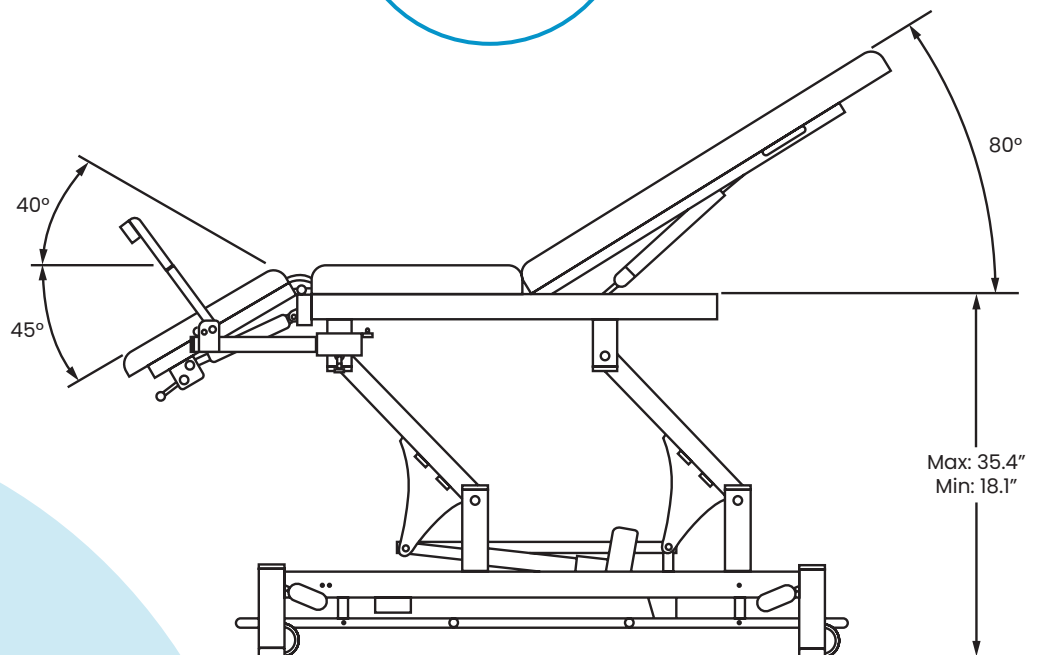
Foot Release Caster System

Makes the table mobile or stationary

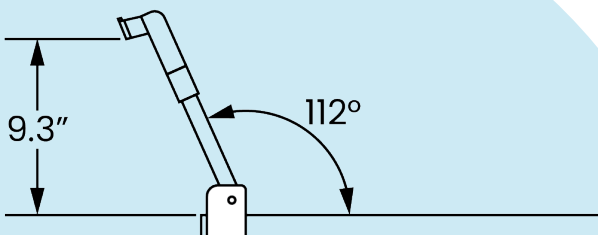


Hands-Free Height Adjustment

With the use of the foot bar



STIRRUP



ELITE-LINE HI-LO POWER MAT THERAPY TABLE

- Overall Dimensions:
18.89"– 36.61" H X 47" W X 75" L
- Total Weight: 210 lb
- Motor Quantity: 1 motor, 8000N
- Motor Voltage: 110v

- Extra-wide size
- Includes guard rails
- Built-in face cutouts
- Hands-free height adjustment
- Adjustable feet for uneven surfaces
- Hi-lo function can be located from all four sides
- Foot release caster system makes it easy to move
- Antimicrobial upholstery can be easily sterilized

ADI903-02



GUARD RAILS

Straightforward side rail design enables quick installation of the safety rails



MIDNIGHT EXPRESS



ADI903-PAPER



PAPER ROLL ATTACHMENT



Removable Face Cutout

Provides unobstructed breathing



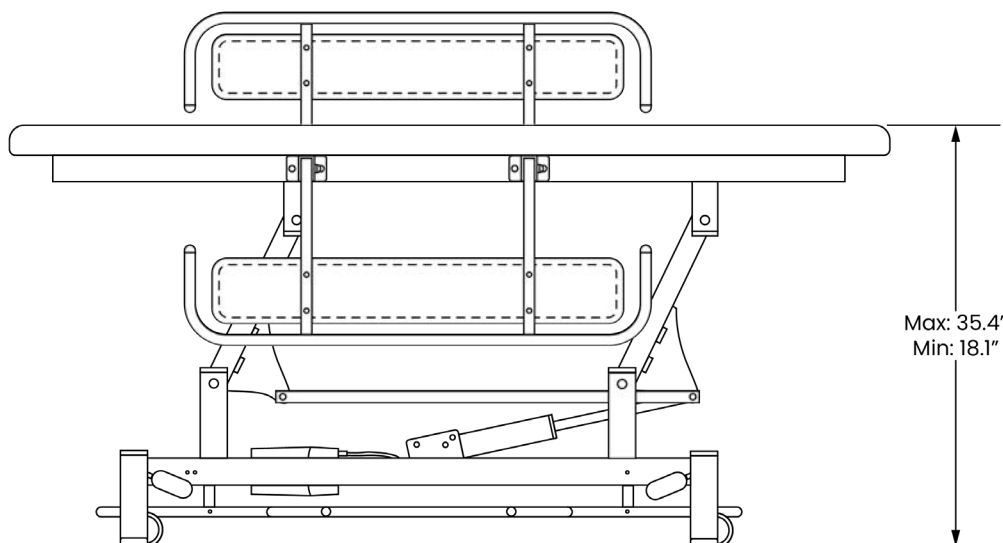
Hands-Free Height Adjustment

With the use of the foot bar



Foot Release Caster System

Makes the table mobile or stationary



ELITE-LINE HI-LO POWER TREATMENT TABLE

With Padded Side Rails

- Overall Dimensions: 18.89"– 36.6" H X 26" W X 70" L
- Total Weight: 142 lb
- Motor Quantity: 1 motor, 6000N
- Motor Voltage: 110v

- Includes guard rails
- Built-in face cutouts
- Hands-free height adjustment
- Adjustable feet for uneven surfaces
- Hi-lo function can be located from all four sides
- Foot release caster system makes it easy to move
- Antimicrobial upholstery can be easily sterilized

ADI903-03



ADA
COMPLIANT



550 LB
CAPACITY

GUARD RAILS

Straightforward side rail design enables quick installation of the safety rails



MIDNIGHT EXPRESS



ADI903-PAPER

PAPER ROLL ATTACHMENT



Removable Face Cutout

Provides unobstructed breathing

Foot Release Caster System

Makes the table mobile or stationary

Hands-Free Height Adjustment

With the use of the foot bar

