


HOW TO USE


Welch Allyn FlexiPort™ Blood Pressure Cuffs

1 Position



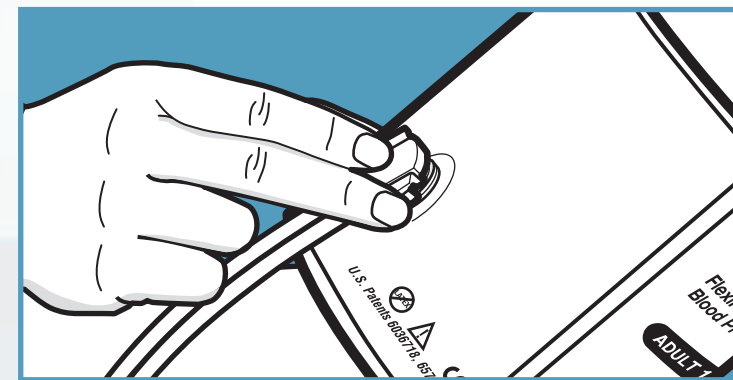
Position the Artery Index Marker over the Patient's Brachial Artery and wrap the cuff around the patient's arm.

2 Check



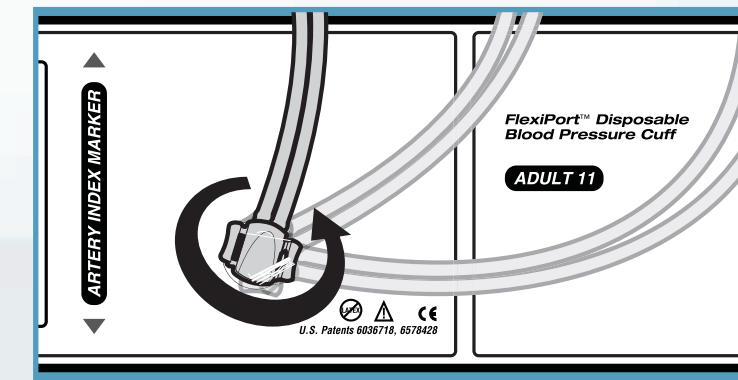
Ensure the Artery Index Marker falls within the range markings on the cuff.

3 Attach



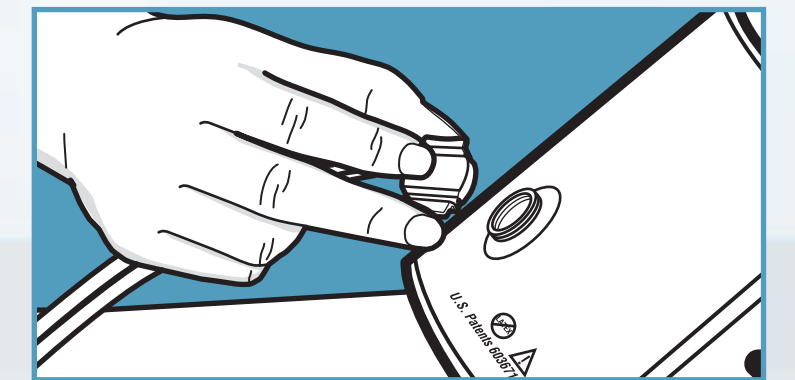
Snap the FlexiPort fitting, from the device directly into the cuff.

4 Rotate



Rotate the device tubing to a comfortable position for both patient and practitioner.

5 Detach



Squeeze the FlexiPort fitting and pull away to detach from the cuff.