


6900 Elite Care Cliner Parts List




PARTS LIST

Image Number	Note	Part Number	Description	QTY per Product
VERSION 1				
1	A	400550	CASTER, NYLON 5" TOTAL LOCK	3
1	A, C	400560	CASTER, NYLON 5" DIRECTIONAL LOCK	1
VERSION 2				
2	B	400570	CASTER, NYLON 5" TOTAL LOCK W/PRECISION BEARING WHEEL	3
2	B, C	400580	CASTER, NYLON 5" DIRECTIONAL LOCK W/PRECISION BEARING WHEEL	1
1,2		566505	SCREW-MACH 1/4-20 X 1 1/4 RND PHILLIP M/S ZINC	4
1,2		566204	NUT-1/4-20 HEX NYLON LOCKNUT ZINC	4
3		246900	690 MAIN FRAME WELDED	1
3A	D	700890	CAP, FLAT RECTANGULAR , GRAY, .25" X 1"	2

NOTES

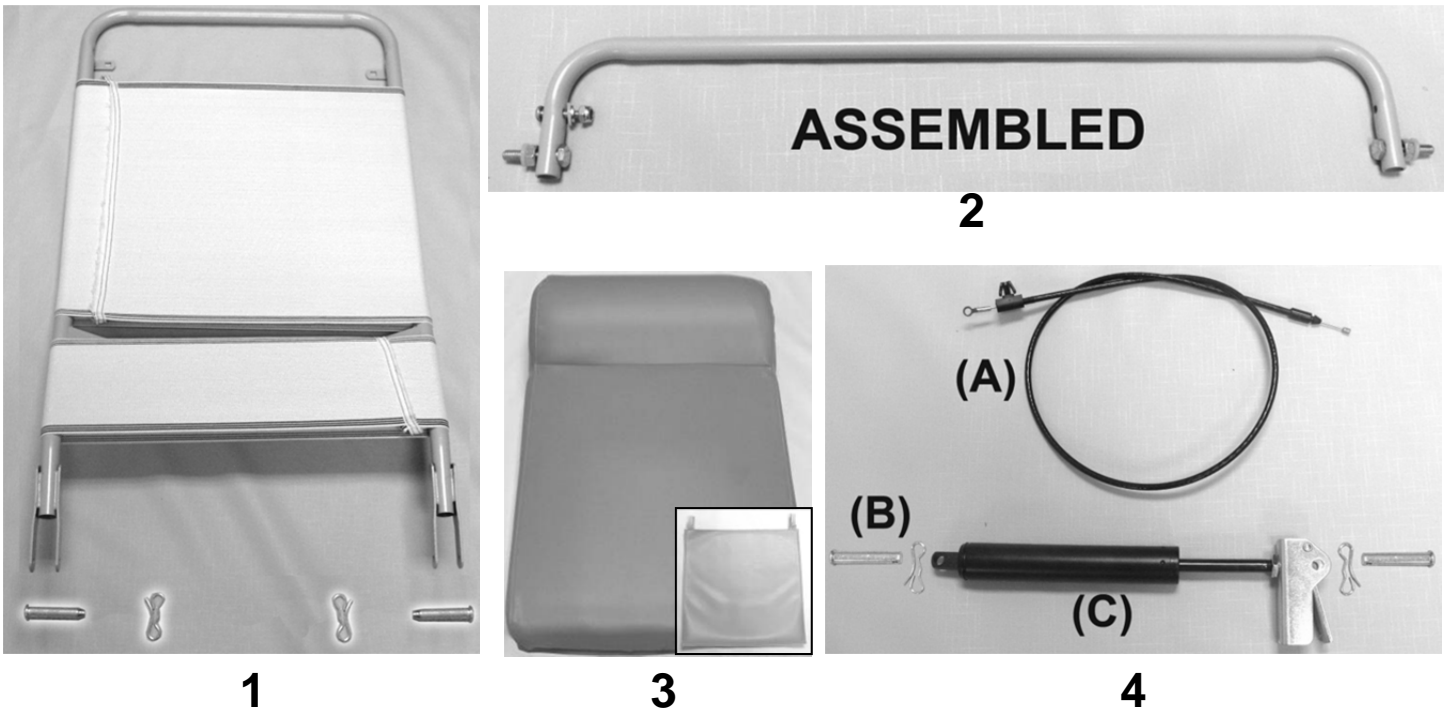
Note	Description
A	VERSION 1 = 690's made BEFORE serial # 690102561
B	VERSION 2 = 690's made from serial # 690102561 to Present
C	400560 or 400580 is installed on the LEFT REAR of chair frame. (DARK GRAY BRAKE TAB)
	<i>Left & Right is determined - as if sitting in the chair</i>

6900 Elite Care Cliner Parts List



PARTS LIST				
Image Number	Note	Part Number	Description	QTY per Product
1		216730K	557A STYLE SEAT FRAME KIT	1
1	A	216730	WELDED SEAT FRAME 557A	1
1	A	566515	SCREW-MACH 10-24 X 1 3/4 PAN PHILLIP M/S ZINC	4
1	A	700700	SQ 1" CAP, GRAY	2
2		200800K	653 MECHANISM KIT	1
2	A	400810	MECH 525/529/653 LEFT SIDE	1
2	A	400820	MECH 525/529/653 RIGHT SIDE	1
2	A	402670	MID OTTOMAN BRKT LEFT	1
2	A	402680	MID OTTOMAN BRKT RIGHT	1
2A	A	566506	SCREW-MACH 1/4-20 X 1 1/2 RND PHIL M/S ZINC	6
2B, 3	A	566401	BOLT-CARRIAGE 1/4-20 X 1 1/2 ZINC	4
2	A	566504	SCREW-MACH 1/4-20 X 3/4 RND PHILLIP M/S ZINC	4
2A, 2B, 3	A	566204	NUT-1/4-20 HEX NYLON LOCKNUT ZINC	14
3	B	216740K	557A STYLE SEAT FRAME W/MECH KIT	1
4		704300	SAFETY SHIELD, BLACK (L&R PAIR)	1 PAIR
Note	Description			
A	It is NOT recommended that these parts be sold separately however in special cases they can be.			
B	All parts listed above are included in this kit			
	<i>Left & Right is determined - as if sitting in the chair</i>			

6900 Elite Care Cliner Parts List



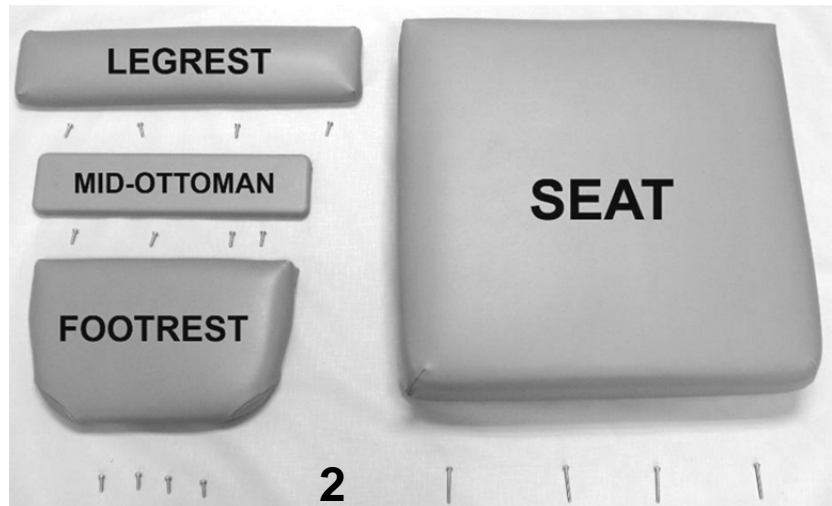
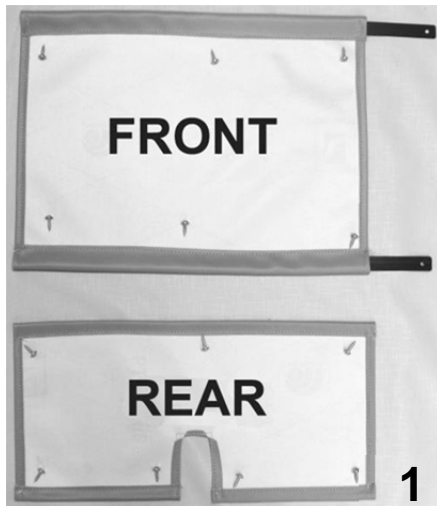
PARTS LIST

Image Number	Note	Part Number	Description	QTY per Product
1		243204W	BACK FRAME W/WEBBING (653-655-690-694)	1
1	A	200025	CLEVIS/COTTER PIN ASSM. KIT	2
2		243205K	653 RELEASE HANDLE ASSM KIT	1
2	D	243205	653 RELEASE HANDLE	1
2	D	566512	SCREW-MACH 10-24 X 1 PAN PHILLIP M/S ZINC	1
2	D	566321	WASHER-SBUP 3/16 STEEL BACK WASHER	1
2	D	566219	CAP NUT, 10-24 STAINLESS STEEL	1
2	D	566310	WASHER-1/4 NYLON F/W (.275 X .50 X .0625)	3
2	D	566407	BOLT-1/4-20 X 1 1/4 HEX CAP SCREW GR 5 ZINC	2
2	D	566200	NUT-1/4-20 HEX FINISH NUT ZINC	2
3	B	U0208XX	UPHOLSTERED BACK	1
3	B, C	HC00-XX	HEADREST COVER	1
4A		203500	CONTROL CABLE REPLACEMENT KIT	1
N/A	D	566219	CAP NUT, 10-24 STAINLESS STEEL	1
4A	D	403500	CONTROL CABLE 34"	1
4B		200025	CLEVIS/COTTER PIN ASSM. KIT	2
4C	E	205210	CLINICAL CHAIR GAS CYL. W/OPERATOR ASSM'D & ADJUSTED	1

NOTES

Note	Description
A	Parts are included with 243204W
B	XX- Use color code for specific part number i.e. 02 - Royal Blue
C	HEADREST COVER is a separate item & is NOT included with the uph. back when ordering
D	It is NOT recommended that these parts be sold seperately however in special cases they can be.
E	When ordering it is reccommended that part # 200025 be ordered as well.
OPTIONS	For TB133 Add TB after Part Number i.e. U020802 TB
	For HM/HT option add HM or HT after TB option i.e. U020802 TBHM
	Use 00 if option is not needed i.e. U020802 00 HM for upholstered back without TB & with HM/HT

6900 Elite Care Cliner Parts List




PARTS LIST

Image Number	Note	Part Number	Description	QTY per Product
1	A, B	U1403XX	FRONT APRON	1
1	A, B	U1503XX	REAR APRON	1
1		229910	APRON SLAT, FRONT (653 STYLE)	2
1		566534	SCREW-TAP 10 X 3/4 RND WASHER SQ T/S ZINC	13
2	A, B	U1003XX	UPHOLSTERED LEGREST	1
2	A, B	U1201XX	UPHOLSTERED MID-OTTOMAN	1
2	A, B	U1104XX	UPHOLSTERED FOOTREST	1
2		566511	SCREW-MACH 10-24 X <u>3/4</u> " PAN PHIL M/S ZINC	12
2	A-C	U0303XX	UPHOLSTERED SEAT W/ LIQUICELL	1
2		566515	SCREW-MACH 10-24 X <u>1 3/4</u> " PAN PHILLIP M/S ZINC	4
N/A	C	490014	JUMPER , SEAT HEATING ELEMENT TO CONTROL MOD.	1
3	A, B	U0401XX	690 UPHOLSTERED ARM PANEL, LEFT	1
3	A, B	U0501XX	690 UPHOLSTERED ARM PANEL, RIGHT	1
3		566204	NUT-1/4-20 HEX NYLON LOCKNUT ZINC	8

NOTES

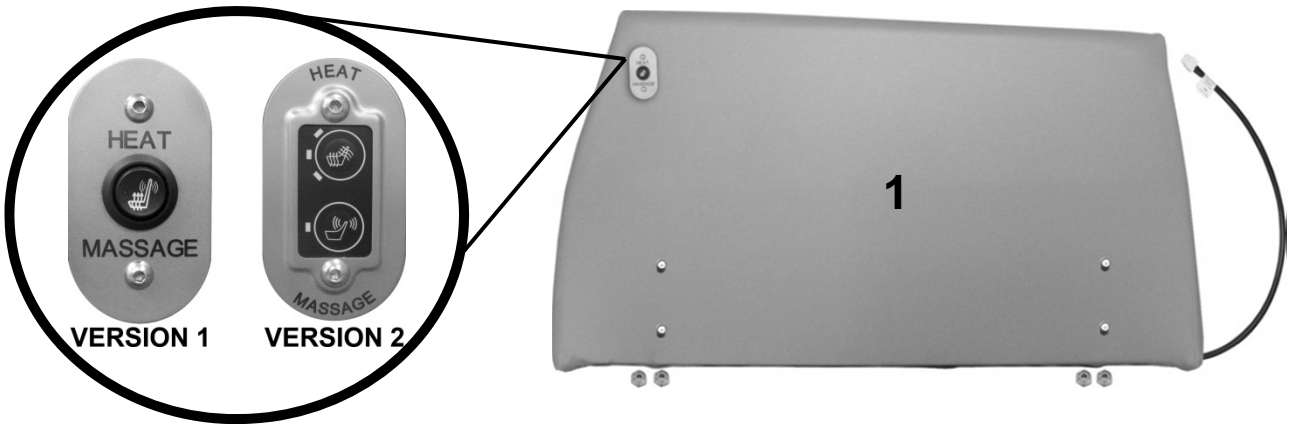
Note	Description
A	XX- Use color code for specific part number i.e. 02 - Royal Blue
B	Hardware needed to attach this product are included
C	Chairs with HM option made PRIOR to June, 01 2007 will need to order 490014 @ NO ADDITIONAL
OPTIONS	For TB133 Add TB after Part Number i.e. U0303XX TB
	For HM/HT option add HT after TB option i.e. U0303XX TBHT
	Use 00 if option is not needed i.e. U0303XX 00 HTLC For Upholstered Seat without TB w/ HT

6900 Elite Care Cliner Parts List



PARTS LIST				
Image Number	Note	Part Number	Description	QTY per Product
VERSION 1				
1	A	261620	SIDE TABLE "ADD ON" KIT ASSM. 690/900 LEFT	1
1A	D	246920	690 LEFT TABLE BRKT FORMED	1
1A	C,D	566410	BOLT - 5/16 X 3/4 HEX HEAD	2
1A	C,D	566304	WASHER-5/16 SAE FLAT WASHER ZINC	2
1B	C,D	700420	SIDE TABLE BLOW MOLDED PLASTIC VERSION ONE W/CUP HOLDER	1
1B	C,D	301300	SIDE TABLE HINGE BRKT L/R (PR)	1
1B	C,D	566300	WASHER-10 INTERNAL TOOTH WASHER ZINC	4
1B	C,D	566509	SCREW-MACH 10-24 X 3/8 PAN PHIL M/S ZINC	4
1B	C,D	243273	THREADED ROD FOR SIDE TABLE KIT	2
1B	C,D	566205	NUT-5/16-18 HEX NYLON LOCK NUT ZINC	4
1	A	261623	SIDE TABLE "ADD ON" KIT ASSM. 690/900 RIGHT	1
1A	D	246915	690 RIGHT TABLE BRKT FORMED	1
VERSION 2				
2	B	261640	SIDETABLE/COVER REPLACEMENT KIT BOLT-ON BRKT STYLE	1
2A	C	402685	SIDE TABLE MOUNTING BRKT	1
2A	C	566410	BOLT - 5/16 X 3/4 HEX HEAD	2
2A	C	566304	WASHER-5/16 SAE FLAT WASHER ZINC	2
2B	C	700425	SIDE TABLE, BLOW MOLDED (USED W/COVER)	1
2B	C	700426	COVER, INJECTION MOLDED (FOR SIDE TABLE)	1
2B	C	203150	SIDE TABLE HINGE BRKT (PR), GRAY	1
2B	C	566561	#12 X 3/4" PANHEAD PHILLIPS TAP SCREW, ZINC	4
2B	C	243270	5/16 SS ROD FOR SIDE TABLE	1
2B	C	243273	THREADED ROD FOR SIDE TABLE KIT	1
2B	C	566205	NUT-5/16-18 HEX NYLON LOCK NUT ZINC	2
NOTES				
Note	Description			
A	VERSION 1 = 690's made PRIOR to January 13th, 2006			
B	VERSION 2 = 690's made AFTER January 13th, 2006			
C	Parts included in LEFT and/or RIGHT "ADD ON" kits			
D	It is NOT recommended that these parts be sold separately however in special cases they can be.			
	<i>Left & Right is determined - as if sitting in the chair</i>			

6900 Elite Care Cliner Parts List



PARTS LIST				
Image Number	Note	Part Number	Description	QTY per Product
1		566204	NUT-1/4-20 HEX NYLON LOCKNUT ZINC	4
VERSION 1				
1	A - D	U0501XX00M1	UPHOLSTERED ARM PANEL W/ HM SWITCH ASSM. KIT	1
1	A - D	U0501XX00H1	UPHOLSTERED ARM PANEL W/ HT SWITCH ASSM. KIT	1
VERSION 2				
1	A - D	U0501XX00HM	UPHOLSTERED ARM PANEL W/ HM MEMBRANE ASSEMBLY KIT	1
1	A - D	U0501XX00HT	UPHOLSTERED ARM PANEL W/ HT MEMBRANE ASSEMBLY KIT	1
NOTES				
Note	Description			
A	Customers will have to CALL customer service [with serial #] to verify correct " VERSION "			
B	XX- Use color code for specific part number i.e. 02 - Royal Blue			
C	See PAGE 4 for a complete list of hardware available for the RIGHT arm panel.			
D	Nylon Lock-nuts needed to attach this product are included			

For additional options please see: [HM-HT OPTIONS PAGE](#)
[PIVOT TABLE OPTIONS PAGE](#)
[IV POLE OPTIONS PAGE](#)