




6940 Elite Care Cliner Parts List



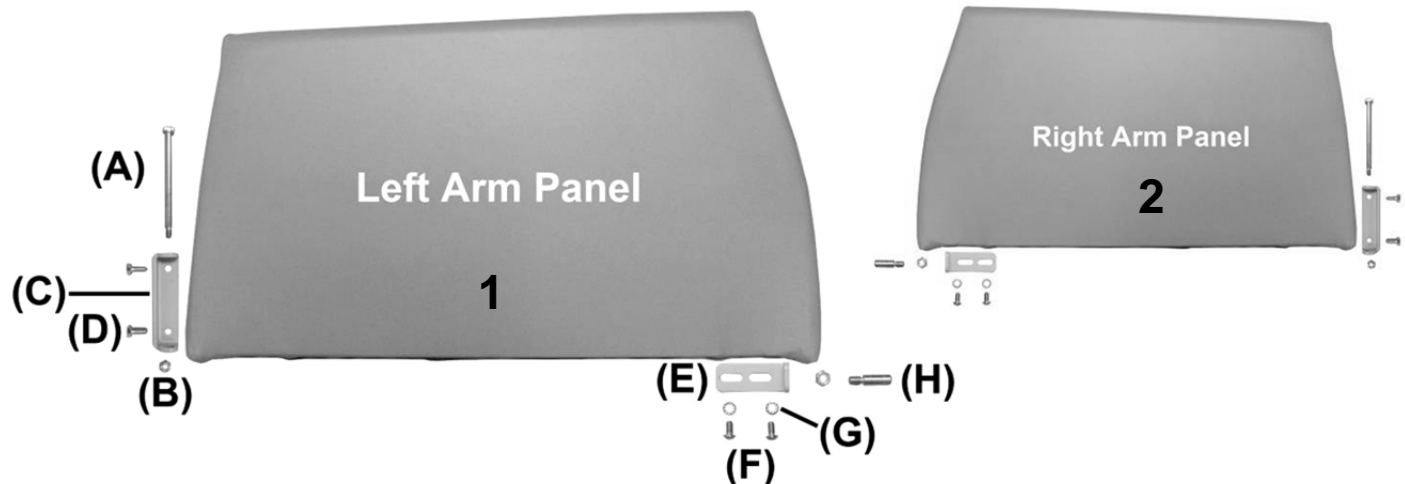
PARTS LIST

Image Number	Note	Part Number	Description	QTY per Product
VERSION 1				
1	A	400550	CASTER, NYLON 5" TOTAL LOCK	3
1	A, C	400560	CASTER, NYLON 5" DIRECTIONAL LOCK	1
VERSION 2				
2	B	400570	CASTER, NYLON 5" TOTAL LOCK W/PRECISION BEARING WHEEL	3
2	B, C	400580	CASTER, NYLON 5" DIRECTIONAL LOCK W/PRECISION BEARING WHEEL	1
1		566505	SCREW-MACH 1/4-20 X 1 1/4 RND PHILLIP M/S ZINC	4
1		566204	NUT-1/4-20 HEX NYLON LOCKNUT ZINC	4
2	D	246902	694 SWING-ARM MAIN FRAME, WELDED	1
2A		202765	ROTARY LATCH LEFT SWING ARM KIT	1
2B	E	402765	ROTARY LATCH	1
2A	E	402755	LATCH HANDLE, TABBED (RED)	1
2A	E	510200	RIVET 1/4 X 3/8 X 7/16 HEAD	1
2B		202760	ROTARY LATCH RIGHT SWING ARM KIT	1
2A	E	402760	ROTARY LATCH	1
2B	E	402755	LATCH HANDLE, TABBED (RED)	1
2B	E	510200	RIVET 1/4 X 3/8 X 7/16 HEAD	1
2A, 2B		566572	SCREW, BUTTON HEAD 1/4-20 X 3/4"	4
2A, 2B		566301	WASHER-1/4 INT. TOOTH LOCKWASHER ZINC	4
2C	D	700890	CAP, FLAT RECTANGULAR, GRAY, .25" X 1"	2

NOTES

Note	Description
A	VERSION 1 = 694's made BEFORE serial # 694109757
B	VERSION 2 = 694's made from serial # 694109757 to Present
C	400560 or 400580 is installed on the LEFT REAR of chair frame. (DARK GRAY BRAKE TAB)
D	694 chairs made PRIOR TO March 17, 2008 customers will need order ALL of the parts listed below (1) 246902 - 694 Swing-Arm Main Frame, Welded (current version) (2) 202735 - Welded, Hinge Brkt Reinforced (2) 566555 3/8 x 4-1/2" Shoulder Bolts, Plated (2) 566205 - 5/16-18 Locknut
E	It is NOT recommended that these parts be sold separately however in special cases they can be. <u>Left & Right is determined - as if sitting in the chair</u>

6940 Elite Care Cliner Parts List




PARTS LIST

Image Number	Note	Part Number	Description	QTY per Product
VERSION 1				
1	A, C	U0402XX	694 UPH. SWING-ARM PANEL - LEFT	1
2	A, C	U0502XX	694 UPH. SWING-ARM PANEL - RIGHT	1
1C	E	402720	SWING ARM HINGE BRACKET	1
1D	E	566410	BOLT - 5/16 X 3/4 HEX HEAD	2
1E	E	202740	LATCH BRACKET ARM, GRAY	1
1F	E	566572	SCREW, BUTTON HEAD 1/4-20 X 3/4"	2
1G	E	566301	WASHER-1/4 INT. TOOTH LOCKWASHER ZINC	2
1H	E	202770	STRIKER PIN, 3/8 X 1" (5/16-18 THREAD)	1
1H	E	566205	NUT-5/16-18 HEX NYLON LOCK NUT ZINC	1
N/A		566543	SHOULDER BOLT - 3/8 X 3/4 IMPORT ZINC SKT	2
VERSION 2				
1	B, C	U0403XX	694 UPH. SWING-ARM PANEL - LEFT	1
2	B, C	U0503XX	694 UPH. SWING-ARM PANEL - RIGHT	1
1B	D, E	566205	NUT-5/16-18 HEX NYLON LOCK NUT ZINC	SEE NOTES
1C	E	202735	WELDED HINGE BRKT REINF.	1
1D	E	566410	BOLT - 5/16 X 3/4 HEX HEAD	2
1E	E	202740	LATCH BRACKET ARM, GRAY	1
1F	E	566572	SCREW, BUTTON HEAD 1/4-20 X 3/4"	2
1G	E	566301	WASHER-1/4 INT. TOOTH LOCKWASHER ZINC	2
1H	E	202770	STRIKER PIN, 3/8 X 1" (5/16-18 THREAD)	1
1A	D	566555	3/8 X 4 1/2, ZINC SKT SHOULDER SCREW	1

NOTES

Note	Description
A	VERSION 1 = 694's made <u>prior</u> to March 17th, 2008
B	VERSION 2 = 694's made <u>after</u> March 17th, 2008
C	XX- Use color code for specific part number i.e. 02 - Royal Blue
D	VERSION 2 - 1B is included when ordering Arm-Panel - 1B must be ordered separate when ordering 566555
E	It is NOT recommended that these parts be sold separately however in special cases they can be.
OPTIONS	For TB133 Add TB after Part Number i.e. U040202TB
	For HM/HT option please see HM/HT options page
	Use 00 in place of options code if unavailable i.e. U040202TB 00 For Upholstered Back w/ TB & NO HM/HT
	<u>Left & Right is determined - as if sitting in the chair</u>



6940 Elite Care Cliner Parts List



PARTS LIST

Image Number	Note	Part Number	Description	QTY per Product
1		216730K	557A STYLE SEAT FRAME KIT	1
1	A	216730	WELDED SEAT FRAME 557A	1
1	A	566515	SCREW-MACH 10-24 X 1 3/4 PAN PHILLIP M/S ZINC	4
1	A	700700	SQ 1" CAP, GRAY	2
2		200800K	653 MECHANISM KIT	1
2	A	400810	MECH 525/529/653 LEFT SIDE	1
2	A	400820	MECH 525/529/653 RIGHT SIDE	1
2	A	402670	MID OTTOMAN BRKT LEFT	1
2	A	402680	MID OTTOMAN BRKT RIGHT	1
2A	A	566506	SCREW-MACH 1/4-20 X 1 1/2 RND PHIL M/S ZINC	6
2B, 3	A	566401	BOLT-CARRIAGE 1/4-20 X 1 1/2 ZINC	4
2	A	566504	SCREW-MACH 1/4-20 X 3/4 RND PHILLIP M/S ZINC	4
2A, 2B, 3	A	566204	NUT-1/4-20 HEX NYLON LOCKNUT ZINC	14
3	B	216740K	557A STYLE SEAT FRAME W/MECH KIT	1
4		704300	SAFETY SHIELD, BLACK (L&R PAIR)	1 PAIR
4		566536	SCREW-TAP 10 X 1 3/4 RND STD WASHER SQ T/S ZINC	2
Note	Description			
A	It is NOT recommended that these parts be sold seperately however in special cases they can be.			
B	All parts listed above are included in this kit			
	<u>Left & Right is determined - as if sitting in the chair</u>			

6940 Elite Care Cliner Parts List



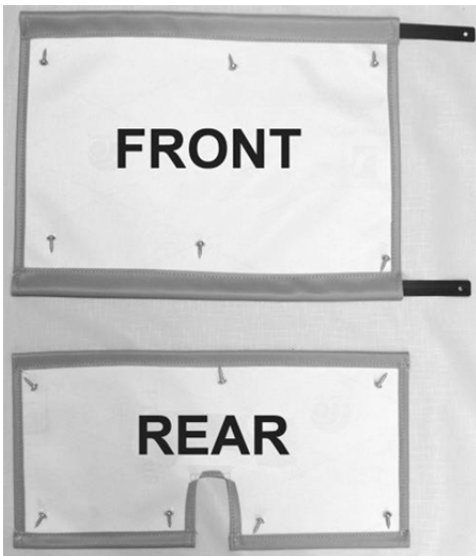
PARTS LIST

Image Number	Note	Part Number	Description	QTY per Product
1		243204W	BACK FRAME W/WEBBING (653-655-690-694)	1
1	A	200025	CLEVIS/COTTER PIN ASSM. KIT	2
2		243205K	653 RELEASE HANDLE ASSM KIT	1
2	D	243205	653 RELEASE HANDLE	1
2	D	566512	SCREW-MACH 10-24 X 1 PAN PHILLIP M/S ZINC	1
2	D	566321	WASHER-SBUP 3/16 STEEL BACK WASHER	1
2	D	566219	CAP NUT, 10-24 STAINLESS STEEL	1
2	D	566310	WASHER-1/4 NYLON F/W (.275 X .50 X .0625)	3
2	D	566407	BOLT-1/4-20 X 1 1/4 HEX CAP SCREW GR 5 ZINC	2
2	D	566200	NUT-1/4-20 HEX FINISH NUT ZINC	2
3	B	U0208XX	UPHOLSTERED BACK	1
3	B, C	HC00-XX	HEADREST COVER	1
4A		403500	CONTROL CABLE 34"	1
4B		200025	CLEVIS/COTTER PIN ASSM. KIT	2
4C	E	205210	CLINICAL CHAIR GAS CYL. W/OPERATOR ASSMD & ADJUSTED	1

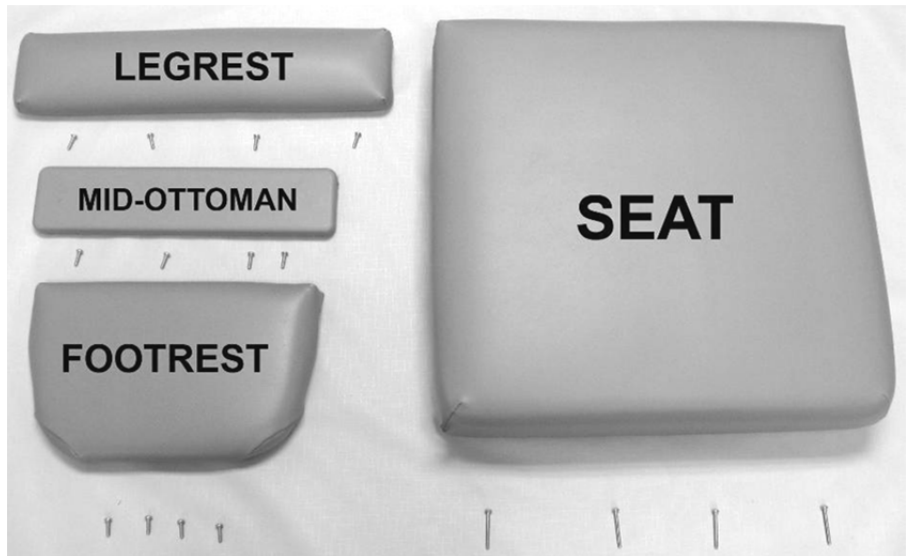
NOTES

Note	Description
A	Parts are included with 243204W
B	XX- Use color code for specific part number i.e. 02 - Royal Blue
C	HEADREST COVER is a separate item & is NOT included with the uph. back when ordering
D	It is NOT recommended that these parts be sold separately however in special cases they can be.
E	When ordering it is recommended that part # 200025 be ordered as well.
OPTIONS	For TB133 Add TB after Part Number i.e. U020802 TB
	For HM/HT option add HM or HT after TB option i.e. U020802 TBHM
	Use 00 if option is not needed i.e. U020802 00HM for upholstered back without TB & with HM/HT

6940 Elite Care Cliner Parts List



1



2


PARTS LIST

Image Number	Note	Part Number	Description	QTY per Product
1	A, B	U1403XX	FRONT APRON	1
1	A, B	U1503XX	REAR APRON	1
1		229910	APRON SLAT, FRONT (653 STYLE)	2
1		566534	SCREW-TAP 10 X 3/4 RND WASHER SQ T/S ZINC	13
2	A, B	U1003XX	UPHOLSTERED LEGREST	1
2	A, B	U1201XX	UPHOLSTERED MID-OTTOMAN	1
2	A, B	U1104XX	UPHOLSTERED FOOTREST	1
2		566511	SCREW-MACH 10-24 X <u>3/4</u> " PAN PHIL M/S ZINC	12
2	A-C	U0303XX	UPHOLSTERED SEAT W/ LIQUICELL	1
2		566515	SCREW-MACH 10-24 X <u>1 3/4</u> " PAN PHILLIP M/S ZINC	4
N/A	C	490014	JUMPER , SEAT HEATING ELEMENT TO CONTROL MOD.	1

NOTES

Note	Description
A	XX- Use color code for specific part number i.e. 02 - Royal Blue
B	Screws needed to attach this product are included
C	Chairs with HM option made PRIOR to June, 01 2007 will need to order 490014 @ NO ADDITIONAL
OPTIONS	For TB133 Add TB after Part Number i.e. U0303XX TB
	For HM/HT option add HT after TB option i.e. U0303XX TBHT
	Use 00 if option is not needed i.e. U030302 00 HM for upholstered back without TB & with HM/HT

6940 Elite Care Cliner Parts List




PARTS LIST

Image Number	Note	Part Number	Description	QTY per Chair
	A		VERSION 1	
1	C	261635	SIDE TABLE W-CUPHOLDER INSTALLATION KIT 690 STYLE	2
1	B	402685	SIDE TABLE MOUNTING BRKT	1
1	B	566410	BOLT - 5/16 X 3/4 HEX HEAD	2
1	B	566304	WASHER-5/16 SAE FLAT WASHER ZINC	2
1	B	700420	SIDE TABLE BLOW MOLDED PLASTIC VERSION ONE W/CUP HOLDER	2
1	B	301300	SIDE TABLE HINGE BKT L/R (PR)	2
1	B	566300	WASHER-10 INTERNAL TOOTH WASHER ZINC	4
1	B	566509	SCREW-MACH 10-24 X 3/8 PAN PHIL M/S ZINC	4
1	B	243273	THREADED ROD FOR SIDE TABLE KIT	4
1	B	566205	NUT-5/16-18 HEX NYLON LOCK NUT ZINC	8
3	A		VERSION 2	
3	C	261640	SIDETABLE/COVER REPLACEMENT KIT BOLT-ON BRKT STYLE	1
1	B	402685	SIDE TABLE MOUNTING BRKT	1
1	B	566410	BOLT - 5/16 X 3/4 HEX HEAD	2
1	B	566304	WASHER-5/16 SAE FLAT WASHER ZINC	2
2	B	700425	SIDE TABLE, BLOW MOLDED (USED W/COVER)	1
2	B	700426	COVER, INJECTION MOLDED (FOR SIDE TABLE)	1
2	B	203150	SIDE TABLE HINGE BRKT (PR), GRAY	1
2	B	566561	#12 X 3/4" PANHEAD PHILLIPS TAP SCREW, ZINC	4
2	B	243270	5/16 SS ROD FOR SIDE TABLE	1
2	B	243273	THREADED ROD FOR SIDE TABLE KIT	1
2	B	566205	NUT-5/16-18 HEX NYLON LOCK NUT ZINC	2

NOTES

Note	Description
A	VERSION 1 side table is ¾ inches thick. VERSION 2 side table is 1 ¼ inches thick.
B	It is NOT recommended that these parts be sold seperately however in special cases they can be.
C	Kit includes ALL items listed below "VERSION"

6940 Elite Care Cliner Parts List



PARTS LIST

Image Number	Note	Part Number	Description	QTY per Product
VERSION 1				
1	A, D-F	U0502XX00M1	UPHOLSTERED ARM PANEL W/ HM SWITCH ASSM. KIT	1
1	A, D-F	U0502XX00H1	UPHOLSTERED ARM PANEL W/ HT SWITCH ASSM. KIT	1
VERSION 2				
1	B, D-F	U0503XX00M1	UPHOLSTERED ARM PANEL W/ HM SWITCH ASSM. KIT	1
1	B, D-F	U0503XX00H1	UPHOLSTERED ARM PANEL W/ HT SWITCH ASSM. KIT	1
VERSION 3				
1	C, D-F	U0503XX00HM	UPHOLSTERED ARM PANEL W/ HM MEMBRANE ASSEMBLY KIT	1
1	C, D-F	U0503XX00HT	UPHOLSTERED ARM PANEL W/ HT MEMBRANE ASSEMBLY KIT	1

NOTES

Note	Description
A	VERSION 1 = 694's made prior to March 17th, 2008
B	VERSION 2 = 694's w/ SWITCH ASSM. made AFTER March 17th, 2008
C	VERSION 3 = 694's w/ MEMBRANE ASSM. made AFTER March 17th, 2008
D	Customers will have to CALL customer service [with serial #] to verify correct " VERSION "
E	XX- Use color code for specific part number i.e. 02 - Royal Blue
F	See PAGE 2 for a complete list of hardware available for the RIGHT arm panel.

For additional options please see: [**HM-HT OPTIONS PAGE**](#)

[**PIVOT TABLE OPTIONS PAGE**](#)

[**IV POLE OPTIONS PAGE**](#)

[**OXYGEN TANK HOLDER OPTIONS PAGE**](#)