
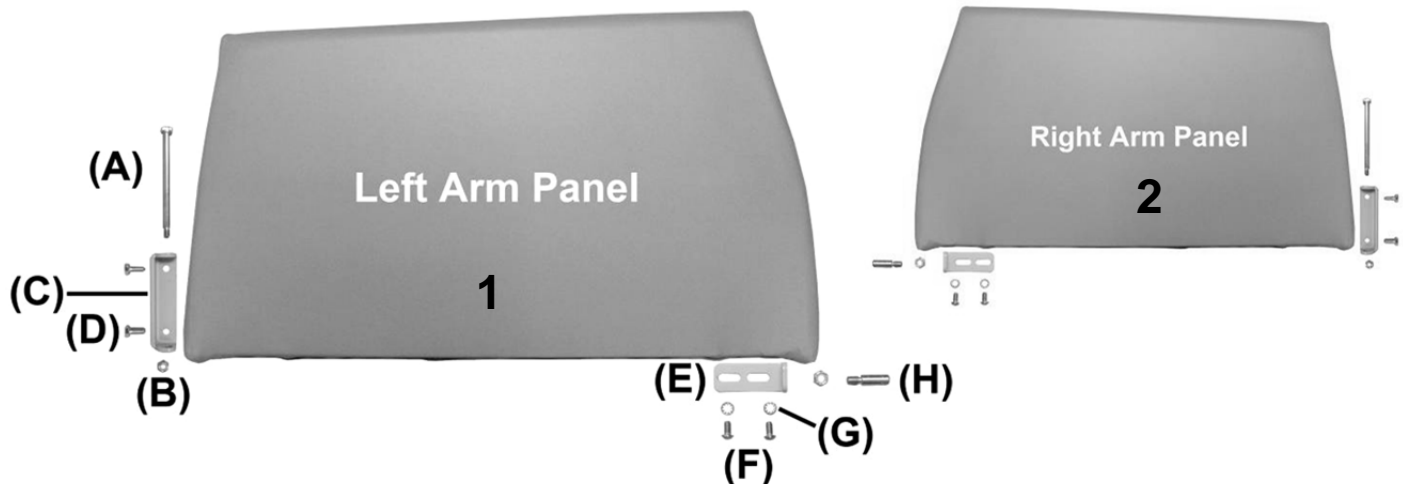


6950 XL Elite Care Cliner Parts List



PARTS LIST				
Image Number	Note	Part Number	Description	QTY per Product
VERSION 1				
1	A	400550	CASTER, NYLON 5" TOTAL LOCK	3
1	A, C	400560	CASTER, NYLON 5" DIRECTIONAL LOCK	1
VERSION 2				
2	B	400570	CASTER, NYLON 5" TOTAL LOCK W/PRECISION BEARING WHEEL	3
2	B, C	400580	CASTER, NYLON 5" DIRECTIONAL LOCK W/PRECISION BEARING WHEEL	1
1, 2		566505	SCREW-MACH 1/4-20 X 1 1/4 RND PHILLIP M/S ZINC	4
1, 2		566204	NUT-1/4-20 HEX NYLON LOCKNUT ZINC	4
3	D, F	246950	695 SWING-ARM MAIN FRAME, WELDED	1
3A		202765	ROTARY LATCH LEFT SWING ARM KIT	1
3B	E	402765	ROTARY LATCH	1
3A	E	402755	LATCH HANDLE, TABBED (RED)	1
3A	E	510200	RIVET 1/4 X 3/8 X 7/16 HEAD	1
3B		202760	ROTARY LATCH RIGHT SWING ARM KIT	1
3A	E	402760	ROTARY LATCH	1
3B	E	402755	LATCH HANDLE, TABBED (RED)	1
3B	E	510200	RIVET 1/4 X 3/8 X 7/16 HEAD	1
3C	F	700890	CAP, FLAT RECTANGULAR , GRAY, .25" X 1"	2
3A,3B		566572	SCREW, BUTTON HEAD 1/4-20 X 3/4"	4
3A,3B		566301	WASHER-1/4 INT. TOOTH LOCKWASHER ZINC	4
NOTES				
Note	Description			
A	VERSION 1 = 695's made BEFORE serial # 695102080			
B	VERSION 2 = 695's made from serial # 695102080 to Present			
C	400560 or 400580 is installed on the LEFT REAR of chair frame. (DARK GRAY BRAKE TAB)			
D	695 chairs made PRIOR TO March 17, 2008 customers will need order ALL of the parts listed below			
	(1) 246950 - 695 Swing-Arm Main Frame, Welded (current version)			
	(2) 202735 - Welded, Hinge Brkt Reinforced			
	(2) 566555 3/8 x 4-1/2" Shoulder Bolts, Plated			
	(2) 566205 - 5/16-18 Locknut			
	(3) 400570 - Nylon Total-Lock Caster			
	(1) 400580 - Nylon Directional-Lock Caster			
	(4) 566505 - 1/4-20 x 1 1/4" Round Phillips Machine Screw Zinc			
	(4) 566204 - 1/4-20 Hex Nylon Locknut			
E	It is NOT recommended that these parts be sold separately however in special cases they can be.			
F	Part #'s 246950 & 700890 MUST be ordered together			
	<i>Left & Right is determined - as if sitting in the chair</i>			


6950 XL Elite Care Cliner Parts List



PARTS LIST

Image Number	Note	Part Number	Description	QTY per Product
VERSION 1				
1	A, C	U0402XX	694 UPH. SWING-ARM PANEL - LEFT	1
2	A, C	U0502XX	694 UPH. SWING-ARM PANEL - RIGHT	1
1C	E	402720	SWING ARM HINGE BRACKET	1
1D	E	566410	BOLT - 5/16 X 3/4 HEX HEAD	2
1E	E	202740	LATCH BRACKET ARM, GRAY	1
1F	E	566572	SCREW, BUTTON HEAD 1/4-20 X 3/4"	2
1G	E	566301	WASHER-1/4 INT. TOOTH LOCKWASHER ZINC	2
1H	E	202770	STRIKER PIN, 3/8 X 1" (5/16-18 THREAD)	1
1H	E	566205	NUT-5/16-18 HEX NYLON LOCK NUT ZINC	1
N/A		566543	SHOULDER BOLT - 3/8 X 3/4 IMPORT ZINC SKT	2
VERSION 2				
1	B, C	U0403XX	694 UPH. SWING-ARM PANEL - LEFT	1
2	B, C	U0503XX	694 UPH. SWING-ARM PANEL - RIGHT	1
1B	D, E	566205	NUT-5/16-18 HEX NYLON LOCK NUT ZINC	SEE NOTES
1C	E	202735	WELDED HINGE BRKT REINF.	1
1D	E	566410	BOLT - 5/16 X 3/4 HEX HEAD	2
1E	E	202740	LATCH BRACKET ARM, GRAY	1
1F	E	566572	SCREW, BUTTON HEAD 1/4-20 X 3/4"	2
1G	E	566301	WASHER-1/4 INT. TOOTH LOCKWASHER ZINC	2
1H	E	202770	STRIKER PIN, 3/8 X 1" (5/16-18 THREAD)	1
1A	D	566555	3/8 X 4 1/2, ZINC SKT SHOULDER SCREW	1
NOTES				
Note	Description			
A	VERSION 1= 695's made <u>prior to</u> March 17th, 2008			
B	VERSION 2= 695's made <u>after</u> March 17th, 2008			
C	XX- Use color code for specific part number i.e. 02 - Royal Blue			
D	VERSION 2 - 1B is included when ordering an Arm-Panel - 1B must be ordered separate when ordering 566555			
E	Parts are included w ith Upholstered Arm-Panel - It is NOT reccommended that they be sold separate - In some cases they can be.			
OPTIONS	For TB133 Add TB after Part Number i.e. U040202 TB			
	For HM/HT option please see PAGE 7			
	Use 00 if option is not needed i.e. U040202 00 HM for upholstered back without TB & with HM/HT			
	<u>Left & Right is determined - as if sitting in the chair</u>			

6950 XL Elite Care Cliner Parts List




PARTS LIST

Image Number	Note	Part Number	Description	QTY per Product
1		243211K	654 SEAT FRAME KIT	1
1	B	243211	529/654/657 SEAT FRAME WELDED	1
1	B	566515	SCREW-MACH 10-24 X 1 3/4 PAN PHILLIP M/S ZINC	4
1	B	700700	SQ 1" CAP, GRAY	2
2		200800K	525/529/653 MECHANISM KIT	1
2	B	400810	MECH 525/529/653 LEFT SIDE	1
2	B	400820	MECH 525/529/653 RIGHT SIDE	1
2	B	402670	MID OTTOMAN BRKT LEFT	1
2	B	402680	MID OTTOMAN BRKT RIGHT	1
2A	B	566506	SCREW-MACH 1/4-20 X 1 1/2 RND PHIL M/S ZINC	6
2B, 3	B	566401	BOLT-CARRIAGE 1/4-20 X 1 1/2 ZINC	4
2	B	566504	SCREW-MACH 1/4-20 X 3/4 RND PHILLIP M/S ZINC	4
2A, 2B, 3	B	566204	NUT-1/4-20 HEX NYLON LOCKNUT ZINC	14
3	A	243265	654 SEAT FRAME W/MECH KIT	1
4		704300	SAFETY SHIELD, BLACK (L&R PAIR)	1 PAIR
4		566536	SCREW-TAP 10 X 1 3/4 RND STD WASHER SQ T/S ZINC	2

NOTES

Note	Description
A	All parts listed in the previous 2 kits are included in this kit
B	It is NOT recommended that these parts be sold separately however in special cases they can be.
	<u>Left & Right is determined - as if sitting in the chair</u>

6950 XL Elite Care Cliner Parts List




PARTS LIST

Image Number	Note	Part Number	Description	QTY per Product
1		243212W	BACK FRAME W/WEBBING (529-654-657-691-695)	1
1, 4B	A	506010	CLEVIS PIN 5/16x1 5/8 CHAM	2
1, 4B	A	566002	BOW TIE COTTER PIN .072	2
2	B	U0203XX	654 UPHOLSTERED BACK	1
2	B, C	HX00-XX	XL HEADREST COVER	1
3A		403500	CONTROL CABLE 34"	2
3B		200025	CLEVIS/COTTER PIN ASSM. KIT	4
3C	E	205210	CLINICAL CHAIR GAS CYL. W/OPERATOR ASSMD & ADJUSTED	2
4		243213K	654 RELEASE HANDLE ASSM KIT	1
4	D	243213	654 RELEASE HANDLE	1
4	D	566512	SCREW-MACH 10-24 X 1 PAN PHILLIP M/S ZINC	2
4	D	566321	WASHER-SBUP 3/16 STEEL BACK WASHER	2
4	D	566219	CAP NUT, 10-24 STAINLESS STEEL	2
4	D	566310	WASHER-1/4 NYLON F/W (.275 X .50 X .0625)	4
4	D	566407	BOLT-1/4-20 X 1 1/4 HEX CAP SCREW GR 5 ZINC	2
4	D	566200	NUT-1/4-20 HEX FINISH NUT ZINC	2

NOTES

Note	Description
A	Parts are included with 243212W
B	XX- Use color code for specific part number i.e. 02 - Royal Blue
C	HEADREST COVER is a separate item & is NOT included with the uph. back when ordering
D	It is NOT recommended that these parts be sold separately however in special cases they can be.
E	When ordering it is recommended that part # 200025 be ordered as well.
OPTIONS	For TB133 Add TB after Part Number i.e. U020702 TB
	For HM/HT option add HM or HT after TB option i.e. U020702 TBHM
	Use 00 if option is not needed i.e. U020302 00HM for upholstered back without TB & with HM/HT

6950 XL Elite Care Cliner Parts List




PARTS LIST

Image Number	Note	Part Number	Description	QTY per Product
1	A, B	U1402XX	FRONT APRON	1
1	A, B	U1504XX	REAR APRON	1
1		229930	APRON SLAT (654-529 style)	3
1		566534	SCREW-TAP 10 X 3/4 RND WASHER SQ T/S ZINC	15
2	A, B	U1002XX	UPHOLSTERED LEGREST	1
2	A, B	U1301XX	UPHOLSTERED XL MID-OTTOMAN	1
2	A, B	U1102XX	UPHOLSTERED FOOTREST	1
2		566511	SCREW-MACH 10-24 X 3/4" PAN PHIL M/S ZINC	12
2	A-C	U0304XX	UPHOLSTERED SEAT W/ LIQUICELL	1
2		566515	SCREW-MACH 10-24 X 1 3/4" PAN PHILLIP M/S ZINC	4
N/A	C	490014	JUMPER , SEAT HEATING ELEMENT TO CONTROL MOD.	1

NOTES

Note	Description
A	XX- Use color code for specific part number i.e. 02 - Royal Blue
B	Screws needed to attach this product are included
C	Chairs with HM option made PRIOR to June, 01 2007 will need to order 490014 @ NO ADDITIONAL CHARGE
OPTIONS	For TB133 Add TB after Part Number i.e. U1002XX TB
	For HM/HT option add HT after TB option i.e. U0322XX TBHT
	Use 00 if option is not needed i.e. U0322XX 00 HMLC For Upholstered Seat without TB w/ HT & LC

6950 XL Elite Care Cliner Parts List



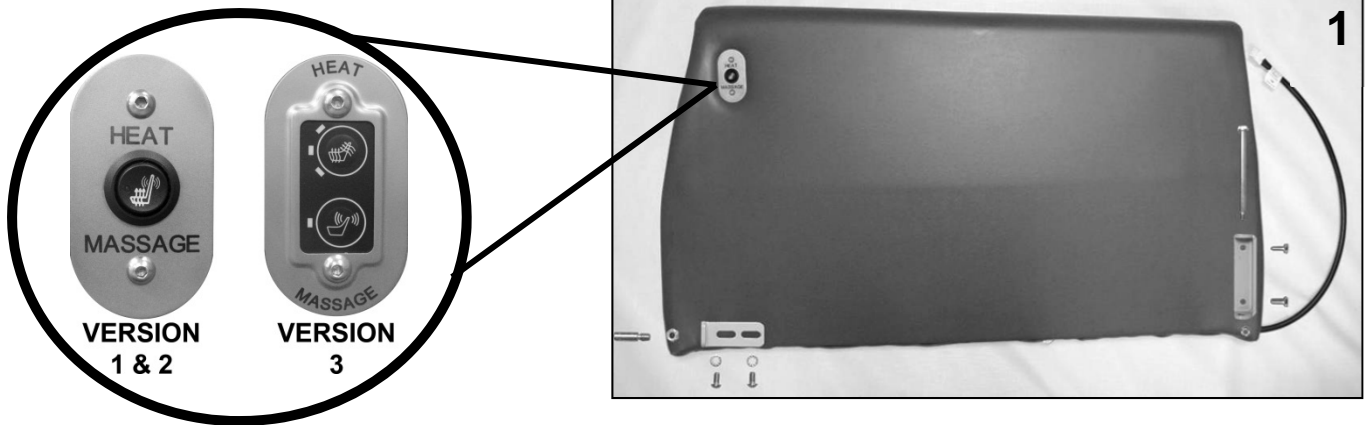
PARTS LIST

Image Number	Note	Part Number	Description	QTY per Chair
VERSION 1				
1	A,C	261635	SIDE TABLE W-CUPHOLDER INSTALLATION KIT 690 STYLE	2
1	B	402685	SIDE TABLE MOUNTING BRKT	1
1	B	566410	BOLT - 5/16 X 3/4 HEX HEAD	2
1	B	566304	WASHER-5/16 SAE FLAT WASHER ZINC	2
1	B	700420	SIDE TABLE BLOW MOLDED PLASTIC VERSION ONE W/CUP HOLDER	2
1	B	301300	SIDE TABLE HINGE BKT L/R (PR)	2
1	B	566300	WASHER-10 INTERNAL TOOTH WASHER ZINC	4
1	B	566509	SCREW-MACH 10-24 X 3/8 PAN PHIL M/S ZINC	4
1	B	243273	THREADED ROD FOR SIDE TABLE KIT	4
1	B	566205	NUT-5/16-18 HEX NYLON LOCK NUT ZINC	8
VERSION 2				
3	A,C	261640	SIDETABLE/COVER REPLACEMENT KIT BOLT-ON BRKT STYLE	1
1	B	402685	SIDE TABLE MOUNTING BRKT	1
1	B	566410	BOLT - 5/16 X 3/4 HEX HEAD	2
1	B	566304	WASHER-5/16 SAE FLAT WASHER ZINC	2
2	B	700425	SIDE TABLE, BLOW MOLDED (USED W/COVER)	1
2	B	700426	COVER, INJECTION MOLDED (FOR SIDE TABLE)	1
2	B	203150	SIDE TABLE HINGE BRKT (PR), GRAY	1
2	B	566561	#12 X 3/4" PANHEAD PHILLIPS TAP SCREW, ZINC	4
2	B	243270	5/16 SS ROD FOR SIDE TABLE	1
2	B	243273	THREADED ROD FOR SIDE TABLE KIT	1
2	B	566205	NUT-5/16-18 HEX NYLON LOCK NUT ZINC	2

NOTES

Note	Description
A	VERSION 1 side table is 3/4 inches thick. VERSION 2 side table is 1 1/4 inches thick.
B	It is NOT recommended that these parts be sold seperately however in special cases they can be.
C	Kit includes ALL items listed below "VERSION"

6950 XL Elite Care Cliner Parts List



PARTS LIST				
Image Number	Note	Part Number	Description	QTY per Product
VERSION 1				
	A			
1	A, D-F	U0502XX00M1	UPHOLSTERED ARM PANEL W/ HM SWITCH ASSM. KIT	1
1	A, D-F	U0502XX00H1	UPHOLSTERED ARM PANEL W/ HT SWITCH ASSM. KIT	1
VERSION 2				
	B			
1	B, D-F	U0503XX00M1	UPHOLSTERED ARM PANEL W/ HM SWITCH ASSM. KIT	1
1	B, D-F	U0503XX00H1	UPHOLSTERED ARM PANEL W/ HT SWITCH ASSM. KIT	1
VERSION 3				
	C			
1	C, D-F	U0503XX00HM	UPHOLSTERED ARM PANEL W/ HM MEMBRANE ASSEMBLY KIT	1
1	C, D-F	U0503XX00HT	UPHOLSTERED ARM PANEL W/ HT MEMBRANE ASSEMBLY KIT	1
NOTES				
Note	Description			
A	VERSION 1 = 695's made <u>prior</u> to March 17th, 2008			
B	VERSION 2 = 695's w/ SWITCH ASSM. made <u>AFTER</u> March 17th, 2008			
C	VERSION 3 = 695's w/ MEMBRANE ASSM. made <u>AFTER</u> March 17th, 2008			
D	Customers will have to CALL customer service [with serial #] to verify correct " VERSION "			
E	XX- Use color code for specific part number i.e. 02 - Royal Blue			
F	See PAGE 2 for a complete list of hardware available for the RIGHT arm panel.			

For additional options please see: [**HM-HT OPTIONS PAGE**](#)

[**VERSA & PIVOT TABLE OPTIONS PAGE**](#)

[**IV POLE OPTIONS PAGE**](#)

[**OXYGEN TANK HOLDER OPTIONS PAGE**](#)